


The Moonee Valley Wisden



*2010/11 Edition Compiled & Edited by
Charlie Walker and Phill King*

2010/11

Season Review 2010/11

The 2010/11 season was always going to be one where we challenged ourselves after our successes the previous year, and it turned out to be the case.

Our Firsts and Seconds won promotion to a higher grade – the Victorian Turf Cricket Association's North Division.

And our Thirds took the challenging step up into the Moreland Moonee Valley Cricket Association B Turf grade, where we were competing against the Second and First Elevens of other local clubs.

Added to that we took our Fifths out of MMVCA B Matting and entered them in C Turf, where again they were up against the Third and Second Elevens of other clubs.

Despite these challenges, we acquitted ourselves well.

The ninth position finish of our Firsts belied the fact that we had heartbreaking narrow losses to three of the four finalists, while a three-run loss for the Seconds was the difference between making the finals and just missing out.

Our Thirds had a magnificent season despite the fixturing debacle of the MMVCA, which saw a 14-team grade and a 13-round season, with games disappearing or being chopped in half at every turn as weather intervened. A hotly-contested loss of six premiership points over a disputed registration left us in fourth spot, and we were just shaded in the semi final.

The Fifths had their own tale of heartbreak, finishing third and playing all over St Andrews in the semi final before rain intervened. St Andrews scraped home for a draw, but as the highest-placed team it went through to the Grand Final.

Continued, Page 15

Special thanks to the following people for their help on earlier seasons' editions:

Jim Polonidis

Rod McLeod

Peter Gardiner

Jacqui & Steve Marshall

Mark Schuliga

Warwick Nolan

For their work on the thankless task of reviewing statistics and performances, analysing, debating and arguing the point before coming up with the Wisden Cricketers of the Year and the Wisden Team of the Year, thanks to Darren Nagle, Peter Golding and Charlie Walker.

Amit Chaudhary

What didn't Amit do this season? He won both the batting and bowling awards in our Firsts. He was the Club Champion for best player in the First Eleven. He won the Moonee Valley Award based on points for all grades other than the Firsts, after playing down the grades when turf games were washed out. The elegant right-hand bat made 443 runs for the season @ 49.22, and took 36 wickets @ 12.8. He made 113no and 98no in the lower grades, and took two seven-wicket hauls – one in the Firsts and one in the Thirds. Amit has become a key contributor at Moonee Valley both on and off the field, with two years as Chairman of Selectors. It was the season most people can only dream about.

Channa DeSilva

Channa was one of our Wisden Cricketers of the Year in 2009/10 as an up-and-comer with an excellent first season – and reinforced his value with his second selection in this prestigious group. Great behind the stumps with 23 catches and three stumpings, playing mainly in our Seconds. His efforts earned him a First Eleven debut later in the season. Channa's no slouch with the bat either, making 227 runs @ 20.64 with his hard-hitting right-hand style. Keep an eye on this teenager – he's got a lot of First Eleven cricket in him, and is the sort of committed player we can build a team around for many seasons to come.

Dean Jukic

Deano shared himself around several of our grades this season, but spent most of his time in the Fifth Eleven in their first season on turf. Dean played a key role with his experience in helping the younger players settle in to playing on turf at this level. He made 250 runs @ 31.25 and took 19 wickets @ 10.2 with his deceptive slowish outswingers. He made many of his runs when bowlers unwisely pitched the ball on his legs. Dean won both the batting and bowling trophies in the Fifts on the basis of his excellent season, which saw our team contest the C Turf finals – cruelly knocked out by the weather.

Dean Lawson

Deano has made the Eleven in four of our last five Wisden Teams of the Year, but this is the first time he's been honored as one of our five Players of the Year. As the hard-hitting and reliable opening bat in our Fourth's, Dean made 296 runs @ 37.0 to get his boys off to an excellent start more often than not. His season was also recognised by the North West Cricket Association, winning its batting award in the Barron Shield grade. Although primarily a batsman, Dean didn't let his team down when thrown the ball. Off just 14 overs for the season, Dean took seven wickets at the miserly average of 6.1. Dean has now compiled 1760 runs since making his Moonee Valley debut in 2006/07.

Luke Marinelli

Luke honed his senior skills in the Seventh's in the 2009/10 season, and was ready to step up to turf this season – even though aged just 15 and still in our juniors. He made the No. 3 batting spot his own in our Third's, playing high-grade cricket in the MMVCA B Turf. Made 151 runs @ 25.17 in one of the toughest spots in the batting line-up, and kept a clear head despite opposition provocation to time and again put his team into a winning position. Was unable to squeeze a wily veteran out from behind the stumps, but we know he's a brilliant keeper. Luke's also cat-like in the field – and doesn't mind reminding his team-mates that his junior stats show that he's a bowler of note as well. Watch this space!

Past Wisden Players of the Year

2009-10	Rajan Aiyappan	Evan Blythe	Channa DeSilva	Lou Raffaele	Arosha Perera
2008-09	Rajan Aiyappan	Kane Harding	John O'Brien	Sean O'Kane	Arosha Perera
2007-08	Steven Ball	Ian Denny	Sam O'Brien	Sean O'Kane	Arosha Perera
2006-07	Rajan Aiyappan	Jesse Felle	Iraklis Kolokithas	Darren Nagle	Joshua Maginness
2005-06					
2004-05					
2003-04					
2002-03					
2001-02					
2000-01					
1999-00					
1998-99					
1997-98	Greg Peters	Ian Denny	Michael Harvey	Darren Nagle	Jim Polonidis
1996-97	Danny Fitzpatrick	Ian Denny	Greg Meyers	Mario Tenace	Warwick Nolan
1995-96	Greg Peters	Ian Denny	Greg Meyers	Stuart Storey	Mark Wakeling
1994-95					
1993-94	Danny Fitzpatrick	Darryl Elliott	Michael Harvey	Darren Nagle	Ray Storey
1992-93	Sandro Capocchi	Ian Denny	Michael Harvey	Robert Lamberti	Jim McKenzie
1991-92					
1990-91					

Most Valuable Player Award 2010/11

First Eleven	Chris Stafford
Second Eleven	Simon Thornton
Third Eleven	Darren Nagle
Fourth Eleven	Dean Lawson
Fifth Eleven	Dean Jukic
Sixth Eleven	Pat Taylor
Seventh Eleven	John Brellis
Eighth Eleven	Tim Ryan
Ninth Eleven	Sunny Sharma
Tenth Eleven	-
Women's First Eleven	Tracy Armstrong

Batting order

Dean Lawson
Rahul 'Sunny' Sharma
Matt Thomas
Dean Jukic
Ian Denny
Mark Gauci (capt)
Amit Chaudhary (v-capt)
Channa DeSilva (w)
Tim Fisher
Peter Smith
Pat Taylor
Peter Wright (12th)

Our **Team of the Year** is selected from across all grades, in batting order. It's highly subjective as it's near-impossible to make a decision based on pure ability when assessing relative performances against the standard of the grade our players are in. So we've used the criteria of team balance, player performances relative to their grade, consistency and performance over the year and selected a team based on merit and 2010/11 results. Many players were considered and can feel unlucky to miss out – but our team would give anyone a run for their money!

Dean Lawson

Deano was again Mr Consistent in opening the batting in our Fourths, and the opposition clubs have grown to fear him. A worthy winner of the NWCA batting award for the Barron Shield grade. Made 296 runs @ 37.0. A deceptive slow bowler partnership breaker – took seven wickets @ 6.1 off just 14 overs. This is Dean's fourth selection in five years in our Wisden Team of the Year.

Rahul 'Sunny' Sharma

Work commitments meant Sunday one-dayers suited Sunny – so he slipped back to the Ninths. An excellent season with 354 runs @ 35.4 and 14 wickets @ 16.4 with his nippy medium pacers. In our lower grades Sunny is playing an important role in developing experience with our emerging juniors.

Matt Thomas

A delayed start to the season due to overseas travel, but Matt was straight back onto the field when he returned. Hit a masterful 133no at home in the Thirds, and took five wickets at a more-than-handy 15.4 with his medium pace darts. Played his limited season across our top three grades.

Dean Jukic

Deano won both the batting and bowling awards in our Fifths in their first season on turf, and was a great support for the younger players coming through. Made 250 runs @ 31.25, with many of them coming from his strength on the leg side. Took 19 wickets at a sensational 10.2 with his right arm slow outswing. A great all-rounder to have in this Team of the Year.

Ian Denny

It's almost impossible to think of a Team of the Year without Egbert, and his stats this season again make him one of the first picked. Scored 237 runs @ 33.86 and took 11 wickets @ 16.6 – this season mainly choosing the right-arm legspin out of his endless repertoire. Took on a mentoring role in the Thirds, playing B Turf.

Mark Gauci

Tuned up his game in the lower grades when early rounds were washed out, and got his eye in with 101no against Brunswick in the ninths. A hard and committed captain of the Firsts, Mark's season tally was 272 runs @ 24.7 and a useful 10 wickets @ 12.2 as a change bowler.

Amit Chaudhary

Amit had a brilliant season. He won the First Eleven batting and bowling averages, won the Club Champion award for best player in the Firsts and in an unprecedented move also won the Moonee Valley Award for most votes in all other grades, for his superb efforts in the lower grades when turf was washed out. Amit took two seven-wicket hauls, scored 113no and 98no, and had the sort of season people can only dream about.

Channa DeSilva (w)

Channa built on the potential he showed the previous season, and was rewarded with a game in the Firsts. Playing Seconds for most of the season, he took 23 catches and made three stumpings. No slouch with the bat either, Channa made 227 runs @ 20.64. This confident young man will go a long way.

Tim Fisher

Tim was the mainstay of the Sixths bowling attack with his left-arm pace, picking up 28 wickets @ 11.8. He relished a game in the Eights, where he hit up a quickfire 38 and proved unplayable with the ball – eight overs, four maidens, for the return of 2/4. Would open the bowling in this Team of the Year.

Peter Smith

'Postcode' just mesmerises the batsmen with his legspin, and took 30 wickets @ 10.1 playing across the Thirds to the Sixths. Played a game in the Eighths which was a no-contest – seven overs, four maidens, 5/10. Spin is a strength of this Team of the Year – and Peter would hold his own in any company.

Pat Taylor

An excellent season for Pat, and he can send his right-arm spinners down all day and land them on a sixpence. Took 23 wickets @ 12.7, including a seven-wicket haul against the hapless Merlynston-Hadfield.

12th man: Peter Wright

Played a whole season in the Fourths as a 13-year-old, and almost got his older team-mates into the finals with some excellent performances. The tallest player at the Club, and head-and-shoulders above most on talent. Senior stats were 105 runs @ 15.0 and 13 wickets @ 7.6. And Pete also dominated in Under 14 A Grade. A great talent.

FIRST ELEVEN: VTCA North Division

Round 2. October 16 & 23. Home. Moonee Valley drew with Sunshine Druids – both days washed out.

Round 3. October 30 & November 6. Away. Day 1 washed out. Strathmore 8/131cc (A. Chaudhary 3/45, C. Pridham 2/45) def Moonee Valley 119 (R. Aiyappan 28, K. Garland 28).

Round 4. November 13 & 20. Home. Day 1 washed out. Hoppers Crossing 3/221cc def Moonee Valley 7/161cc (R. Aiyappan 45, I. Uddin 39, G. McKeown 21).

Round 5. November 27 & December 4. Home. Day 1 washed out. Keilor Park 9/175cc (A. Chaudhary 3/34, Mk Gauci 3/50) def Moonee Valley 9/171cc (R. Aiyappan 39, I. Uddin 37, A. Chaudhary 34, G. McKeown 22).

Round 6. December 11 & 18. Away. Moonee Valley 8/216cc (A. Chaudhary 58no, C. Stafford 43no, Mk Gauci 43, G. McKeown 20) & 0/7 def Sunshine United 142 (I. Uddin 6/28, C. Stafford 2/24).

Round 1. December 19 make-up game after October 2 & 9 date cancelled due to state of pitches. Moonee Valley 9/126cc (K. Garland 40, P. Felmingham 36) drew with Altona North 2/108cc (C. Stafford 2/29).

Round 7. January 8 & 15. Away. Day 2 washed out. Werribee Centrals 106 (A. Chaudhary 7/26, K. Garland 3 catches) drew with Moonee Valley 0/6.

Round 8. January 22 & 29. Home. Doutta Stars 7/346cc (C. Stafford 3/55, A Perera 3/81) & 8/119 (A. Chaudhary 3/34, P. Felmingham 2/4, C. Pridham 2/38) def Moonee Valley 203 (R. Aiyappan 62, A. Chaudhary 51, P. Felmingham 28).

Round 9. February 5 & 12. Away. Moonee Valley 75 (S. O'Kane 21no) lost to Hoppers Crossing 7/97 (A. Chaudhary 3/18, C. Pridham 3/40, K. Garland 2 catches, 1 runoff).

Round 10. February 19. Home. Altona North 88 (C. Pridham 6/35, C. Stafford 3/35) & 5/36 def Moonee Valley 82 (S. Dayma 53).

Round 11. February 26. Home. Moonee Valley 76 (A. Chaudhary 23, R. Aiyappan 20) lost to Westmeadows 5/84 (C. Stafford 2/27).

Finished: Ninth. 1 win, 7 losses, 3 draws. 44.22 points.

SECOND ELEVEN VTCA North Division 2

Round 1. October 2 & 9. Home. Moonee Valley drew with Altona North – game abandoned due to state of pitches.

Round 2. October 16 & 23. Away. Moonee Valley drew with Sunshine Druids – both days washed out.

Round 3. October 30 & November 6. Home. Day 1 washed out. Strathmore 5/157cc (S. Thornton 2/32, E. Blythe 2/58) def Moonee Valley 106 (C. DeSilva 52).

Round 4. November 13 & 20. Away. Day 1 washed out. Moonee Valley 6/177cc (P. Felmingham 46, J. Maginness 36, G. Pearson 27, S. Nickelson 24no, S. Coventry-Poole 21no) lost to Hoppers Crossing 187 (E. Blythe 6/75, B. Gannon 3/64, C. DeSilva 4 catches, 1 stumping).

Round 5. November 27 & December 4. Away. Week 1 washed out. Keilor Park 7/107cc (S. Thornton 2/22, E. Blythe 2/29, V. Mehta 2/33) lost to Moonee Valley 6/147cc (L. Raffaele 38no, S. Nickelson 33no).

Round 6. December 11 & 18. Home. Moonee Valley 187 (M. Thomas 72, B. Thomas 57, C. DeSilva 23) & 1/19 def Sunshine United 135 (J. Polonidis 5/52, B. Gannon 3/28, P. Wright 2/12).

Round 7. January 8 & 15. Week 2 washed out. Home. Moonee Valley 152 (G. McKeown 45, L. Raffaele 34, B. Thomas 22) drew with Werribee Centrals 4/71 (G. Loh 2/25).

Round 8. January 22 & 29. Away. Doutta Stars 152 (I. Uddin 4/20, J. Polonidis 2/9, E. Blythe 2/51) & 7/227 (I. Uddin 3/45, J. Wilford 2/18) def Moonee Valley 148 (J. Wilford 102).

Round 9. February 5 & 12. Day 1 washed out. Home. Moonee Valley 7/179cc (B. Thomas 50, S. Nickelson 49, J. Polonidis 26no, J. Wilford 26) & 2/31 def Hoppers Crossing 99 (S. Thornton 5/50, E. Blythe 3/46).

Round 10. February 19. Away. Moonee Valley 65 lost to Altona North 7/100 (M. Thomas 3/36, S. Thornton 2/16).

Round 11. February 26. Away. Westmeadows 7/143cc (S. Thornton 2/19, B. Gannon 2/33) lost to Moonee Valley 6/146 (D. Raveendrakumar 33no, G. McKeown 26, J. Maginness 23, J. Polonidis 22).

Finished: Fifth. 4 wins, 4 losses, 3 draws. 61.97 points.

Scores & Match Highlights 2010/11 Season

7

THIRD ELEVEN MMVCA B Turf

Round 4. October 30. Away. Moonee Valley drew with St Marys – match washed out.

Round 5. November 6. Away. Pascoe Vale Sports Club 122 (G. Smith 2/11, J. Van Loon 2/27, M. Cini 2/27) lost to Moonee Valley 1/124 (D. Nagle 60no, L. Marinelli 25no, G. Pearson 24).

Round 3. November 21. Home. Match rescheduled after October 16 & 23 washed out, and November 13 washed out. Moonee Valley 9/174cc (S. O'Brien 29, J. Van Loon 25, L. Raffaele 20) def Sunshine Heights 117 (M. Cini 3/12, J. Polonidis 3/16, L. Malone 2/37).

Round 7. December 5. Home. Moonee Valley drew with St Francis – match washed out.

Round 8. December 11. Away. Moonee Valley 8/146cc (D. Nagle 56, I. Denny 20) def West Coburg 121 (F. Tran 3/7, P. Smith 2/8, I. Denny 2/42).

Round 2. December 18 make-up game, after October 9 original fixture washed out. Away. Moonee Valley 8/87cc (M. Cini 26no, D. Nagle 25) lost to Barkly Street Uniting 3/88 (F. Tran 2/28).

Round 6. January 9. Home. Match rescheduled after November 28 washed out. Moonee Valley 3/281 (M. Thomas 133no, G. Pearson 101) def Sunshine YCW 90 (S. Dayma 4/1, M. Thomas 2/12, T. King 2/27, P. Golding 2 catches, 1 runout).

Round 9. January 22. Away. Socials 157 (P. Smith 4/34, I. Denny 3/32, S. Thornton 2/52) lost to Moonee Valley 7/159 (F. Tran 34).

Round 1. January 23. Away. Match rescheduled after October 2 washed out. Moonee Valley 146 (R. Aiyappan 41, J. Van Loon 21) def East Coburg 96 (A. Chaudhary 7/19, Mk Gauci 2/22).

Round 10. January 29. Away. Haig Fawkner 122 (F. Tran 3/20, P. Smith 3/35, M. Cini 3/50) lost to Moonee Valley 6/123 (K. Garland 21, M. Cini 20no, D. Nagle 20).

Round 12. February 20. Home. Glenroy 124 (G. Pearson 2/31) lost to Moonee Valley 2/125 (L. Marinelli 43no, D. Nagle 27).

Round 7. February 27. Match rescheduled from December 5 when it was washed out, and again from January 15. Home. St Francis 4/94 (L. Malone 2/6) drew with Moonee Valley.

Round 13. March 5. Home. Moonee Valley 9/135cc (I. Denny 38, L. Marinelli 27, G. Pearson 20) lost to St Andrews 6/136 (G. Smith 2/28, G. Pearson 2/29, P. Golding 1 catch, 1 runout, 1 stumping).

Round 11. March 6. Rescheduled from February 6 & 13 after Day 1 was washed out and Day 2 called off and rescheduled by MMVCA to give preference to other grades. Moonee Valley def Ascot Vale – walkover.

Semi Final. March 12 & 13. Away. St Francis 159 (S. O'Brien 3/24, I. Denny 3/53) def Moonee Valley 122 (G. Smith 34, I. Denny 28, L. Malone 20).

Finished: Fourth at end of home & away. 9 wins, 2 losses, 3 draws. Lost semi final.

FOURTH ELEVEN NWCA Ralph Barron Shield (Fifth Grade)

Round 1. October 2. Home. Draw. Round called off due to AFL Grand Final replay.

Round 2. October 9. Away. Gladstone Park 9/112cc (K. Gardiner 2/10, S. Herbert 2/24) tied with Moonee Valley 112 (P. Wright 33).

Round 3. October 16 & 23. Away. Day 1 washed out. Strathmore 158 (A. Smith 3/14, S. Radford 2/8, S. Ball 2/20, N. Wright 2/36) def Moonee Valley 82.

Round 4. October 30 & November 6. Away. Day 1 washed out. Moonee Valley 7/117cc (P. Douglas 32, P. Wright 30) def Airport West-St Christophers 9/105cc (P. Whebell 2/11, K. Gardiner 2/15, P. Wright 2/18).

Round 5. November 14. Designated home game at Fairbairn Park – not our home ground. Moonee Valley drew with Pascoe Vale Central – match washed out.

Round 6. November 20. Away. Moonee Valley 4/190cc (I. Denny 86, S. Ball 42, D. Lawson 24) def Taylors Lakes 5/111cc (N. Wright 2/24).

Round 7. November 27. Away – Moonee Valley drew with Aberfeldie – match washed out.

Round 8. December 5. Sunday. Home. Moonee Valley 9/182cc (D. Lawson 49, L. McIntosh 36, P. Hobbs 26, N. Wright 22, P. Wright 20) def Greenvale 8/165cc (P. Smith 3/21, P. Wright 2/16).

Round 9. December 12 & 19. Sunday. Designated home game at Fairbairn Park. Moonee Valley 166 (D. Lawson 63, Alan Harry 38) drew with Aberfeldie 5/71 (K. Gardiner 2/5, S. Ball 2/26).

Scores & Match Highlights 2010/11 Season

8

Round 11. January 15 & 22. Away. Moonee Valley 151 (D. Lawson 89, N. Wright 21) lost to Greenvale 8/169 (P. Wright 3/13, N. Wright 3/25).

Round 12. January 30 & February 6. Home. Moonee Valley 149 (S. Ball 30, N. Wright 30, P. Hobbs 23, D. Lawson 22) def Gladstone Park 136 (K. Gardiner 2/10, D. Lawson 2/15, P. Wright 2/16, T. Sherer 2/26).

Round 13. February 12 & 19. Away. Moonee Valley 42 lost to Pascoe Vale Central 9/103 (K. Gardiner 3/22, D. Lawson 2/6, S. Herbert 2/16, S. Radford 2/17).

Round 14. February 27 & March 6. Home. Taylors Lakes 121 (P. Wright 2/9, D. Lawson 2/14) def Moonee Valley 95 (D. Lawson 22, N. Wright 20).

Finished: Fifth. 4 wins, 4 losses, 4 draws, 1 tie.

FIFTH ELEVEN MMVCA C Turf

Round 1. October 3. Home Sunday, Ormond Park Turf. Moonee Valley drew with St Albans – all games abandoned due to pitch preparation.

Round 2. October 10. Home. Moonee Valley drew with Avondale Heights – all games abandoned due to pitch preparation.

Round 3. October 17 & 24. Away. Moonee Valley drew with St Andrews – both days washed out.

Round 4. October 31 & November 7. Home. Day 1 washed out. Moonee Valley 7/154cc (S. Coventry-Poole 39, I. Denny 32, G. Loh 25no) def Sunshine Heights 6/88cc (D. Jukic 2/30).

Round 5. November 14 & 21. Away. Day 1 washed out. Moonee Valley 130 (K. Parmar 28) lost to St Francis 5/133 (S. O'Kane 3/21).

Round 6. November 28 & December 5. Away. Moonee Valley drew with Glenroy – match washed out.

Round 7. December 12 & 19. Sunday. Home. Moonee Valley 156 (L. Buddhadasa 42, C. O'Haire 37, M. Spagna 22) & 0/6 def outright St Marys 48 (L. Buddhadasa 3/12, G. Loh 2/9, J. Thorneycroft 2/15) & 112 (S. O'Kane 3/26).

Round 8. January 9 & 16. Day 2 washed out. Away. St Andrews 152 (S. Ward 4/37, K. Swaminathan 2/10, P. Smith 2/31) & 4/41 (S. O'Kane 2/7, D. Jukic 2/7) def Moonee Valley 120 (D. Jukic 76).

Round 9. January 23 & 30. Home. Day 2 called off due to heat. Glenroy 115 (D. Jukic 3/8, G. Loh 2/15, V. Mehta 2/16, L. Buddhadasa 2/21) drew with Moonee Valley 3/25.

Round 10. February 6 & 13. Away. Day 1 washed out. St Marys 8/115cc (V. Mehta 3/35, G. Loh 2/29, R. Fairclough 2 catches, 1 runout) lost to Moonee Valley 3/116 (V. Mehta 39no, D. Jukic 31no).

Round 11. February 20 & 27. Away. Moonee Valley 200 (S. Ward 66, D. Sapuppo 51, D. Jukic 25, T. King 24) def Avondale Heights 60 (S. Ward 4/14, S. O'Brien 2/7, V. Mehta 2/16) & 8/127 (T. King 2/30).

Round 12. March 5. Away. Moonee Valley 7/188cc (G. Loh 32, D. Jukic 25, T. King 22, S. Coventry-Poole 20no, V. Mehta 20) def St Albans 131 (D. Jukic 4/32, V. Mehta 2/32, G. Loh 2/37).

Semi Final. March 12 & 13. Home. Moonee Valley 236 (D. Jukic 64, T. King 51, C. O'Haire 24) drew with St Andrews 4/78.

Finished: Third. 5 wins, 2 losses, 5 draws. Drew semi final – highest-placed team went through.

SIXTH ELEVEN MMVCA C Matting

Round 1. October 2. Home, Ormond Park East. Moonee Valley drew St Andrews – round abandoned due to AFL Grand Final replay.

Round 2. October 9. Home. Moonee Valley 8/323cc (L. Raffaele 124, B. Thomas 70, J. Talone 35, G. Smith 28, T. King 23) def Coolaroo 164 (B. Gannon 4/35, G. Smith 2/19, P. Smith 2/38, J. Talone 3 catches).

Round 3. October 16 & 23. Away. Merlynston Hadfield 171 (P. Taylor 7/43, J. Felle 3 catches) lost to Moonee Valley 5/174 (J. Talone 59, S. Ward 48).

Round 4. October 30 & November 6. Home. Day 1 washed out. St Francis 92 (P. Smith 4/15, T. Fisher 4/21, K. Parmar 2/9) lost to Moonee Valley 2/99 (D. Terzini 25no, K. Parmar 21).

Round 5. November 13 & 20. Away. Day 1 washed out. Sunshine Heights 9/215cc (S. Capocchi 4/59, J. Felle 2/24, T. Fisher 2/30) def Moonee Valley 132 (J. Felle 60no).

Round 6. November 27 & December 4. Home. Day 1 washed out. Flemington Colts 87 (J. Thorneycroft 2/8, D. Jukic 2/14, T. Fisher 2/18, A. Panousieris 2/19) lost to Moonee Valley 4/91 (K. Kenny-Jones 26).

Scores & Match Highlights 2010/11 Season

Round 7. December 11 & 18. Away. Moonee Valley 56 & 84 lost outright to Strathmore Heights 6/157 dec (S. Salkas 2/15, T. Fisher 2/51, J. Felle 2/60).

Round 8. January 8 & 15. Home. Merlynston Hadfield 111 (T. Fisher 4/29, M. Spagna 3/29, L. Buddhadasa 2/16) & 99 (L. Buddhadasa 4/9, T. Fisher 3/29, Jake de Niese 2/2, C. DeSilva 2 catches, 1 stumping) lost outright to Moonee Valley 6/157dec (C. DeSilva 64, M. Spagna 43, D. Terzini 24) & 2/67 (C. DeSilva 45no).

Round 9. January 22 & 29. Away. Flemington Colts 126 (T. Fisher 4/48, J. Felle 3/27, P. Taylor 2/5) & 5/112dec (J. Felle 3/46) def Moonee Valley 51 & 6/97 (D. Terzini 33no).

Round 10. February 5 & 12. Home. Day 1 washed out. Strathmore Heights 6/167cc (P. Taylor 4/58, J. Thorneycroft 2/33) def Moonee Valley 101 (J. Felle 44, J. Talone 28).

Round 11. February 19 & 26. Away. Coolaroo 8/182dec (P. Taylor 3/39, D. Home 2/65, J. Felle 2 catches, 1 runout) def Moonee Valley 60 & 3/51.

Round 12. March 5 & 6. Away. St Andrews 9/168dec (P. Taylor 5/43, K. Parmar 2/16, D. Terzini 3 catches) def Moonee Valley 132 (M. Cumbo 39, D. Terzini 28, J. Talone 26).

Finished: Fifth. 5 wins, 6 losses, 1 draw.

SEVENTH ELEVEN

MMVCA One Day Division 2.

Round 1. October 16. Home – Ormond Park East. Moonee Valley drew with Socials – round washed out.

Round 2. October 30. Away. Moonee Valley drew with Sunshine YCW – round washed out.

Round 3. November 6. Away. Moonee Valley 63 lost to Glenroy 2/68.

Round 4. November 13. Home. Moonee Valley drew with West Coburg – round washed out.

Round 5. November 20. Home. Sunshine YCW 7/187cc (M. Norrish 3/24, N. Brelis 2/32) def Moonee Valley 157 (S. Payton 64, M. Norrish 24).

Round 6. November 27. Away. Moonee Valley drew with Ascot Vale – round washed out.

Round 7. December 4. Away. Haig Fawkner 64 (J. Brelis 5/15, P. Russell 3/12, B. Velona 3 catches) lost to Moonee Valley 4/68.

Round 8. December 11. Home. Moonee Valley def Maribyrnong Park – forfeit.

Round 9. December 18. Home. Moonee Valley 81 (S. Payton 23, M. Norrish 23) lost to Ascot Vale 7/83 (J. Brelis 2/20, T. King 2/20, N. Walker 2/20, P. Golding 1 catch, 2 stumpings).

Round 10. January 15. Away. St Francis 149 (P. Russell 4/20, S. Thornton 2/29, T. King 2/34, P. Fenaughty 2 catches, 1 runout) def Moonee Valley 76.

Round 11. January 22. Home. Haig Fawkner 7/194cc (P. Russell 2/20, Jake de Niese 2/34) def Moonee Valley 37.

Round 12. January 29. Home. Moonee Valley 9/104cc (Jake de Niese 35) lost to Barkly St Uniting 4/105.

Round 13. February 5. Away. Moonee Valley drew with Socials – washout.

Round 14. February 12. Away. Moonee Valley 104 (B. Sciacchitano 31no) lost to Socials 0/108.

Round 15. February 19. Home. East Coburg 7/159cc (J. McKenzie 3/29) def Moonee Valley 7/100cc (P. Fenaughty 23no).

Round 16. February 26. Home. West Coburg 159 (T. McDonald 3/13, T. Aitken 2/22, B. Brelis 2/24) def Moonee Valley 7/81cc (T. Aitken 25no).

Round 17. March 5. Home. Moonee Valley 4/79cc (B. Sciacchitano 28) lost to Socials 1/86.

Finished: Tenth. 2 wins, 10 losses, 5 draws.

EIGHTH ELEVEN

MMVCA One Day Division 3.

Round 1. October 16. Away. Moonee Valley drew with Merlynston Hadfield – round washed out.

Round 2. October 30. Home. Moonee Valley drew with Sunshine YCW – round washed out.

Round 3. November 6. Home. Moonee Valley 33 lost to Glenroy 1/37.

Round 4. November 13. Moonee Valley bye.

Round 5. November 20. Moonee Valley bye.

Round 6. November 27. Home. Moonee Valley drew with Ascot Vale – round washed out.

Scores & Match Highlights 2010/11 Season

10

Round 7. December 4. Home. Moonee Valley 9/109cc (Alan Harry 40) lost to Royal Park Reds 5/114 (B. Sciacchitano 3/20).

Round 8. December 11. Away. Strathmore Heights 6/285cc (T. Ryan 2/18) def Moonee Valley 125 (D. Gorham 33no).

Round 9. December 18. Away. Ascot Vale 100 (P. Smith 5/10, J. Ansaldo 2/11, P. Russell 2/14) lost to Moonee Valley 5/112 (B. Velona 30, M. Marinelli 26, P. Legato 20).

Round 10. January 15. Home. Moonee Valley 5/318cc (A. Chaudhary 113no, Mk Gauci 75, J. Wilford 38, S. Dayma 24) def St Albans 234 (Mk Gauci 4/34, S. Dayma 2/20, J. Wilford 2/31, K. Garland 1 catch, 2 stumpings).

Round 11. January 22. Away. Moonee Valley 123 (B. Milne 39, N. King 27) lost to Flemington Colts 4/139.

Round 12. January 29. Home. Moonee Valley 54 lost to Aberfeldie-St Johns 3/61 (J. Herring 2/14).

Round 13. February 5. Home. Moonee Valley drew with Merlynston Hadfield – match washed out.

Round 14. February 12. Away. Royal Park Reds 7/210cc (J. Herring 2/35, T. Ryan 2/40) def Moonee Valley 8/112 (J. Herring 31, D. McKenzie 29no, J. Launer 20).

Round 15. February 19. Home. Moonee Valley 8/132cc (J. Herring 52) def Ascot Vale 8/122 (J. Herring 3/31, B. Coghlan 2/16, A. Cumming 2 catches, 1 runout).

Round 16. February 26. Away. Moonee Valley 113 (P. Bannister 25no) lost to Merlynston Hadfield 3/128.

Round 17. March 5. Away. Moonee Valley 7/116cc (T. Fisher 38, P. Whebell 24) lost to West Coburg 7/118 (T. Ryan 3/18, T. Fisher 2/4).

Finished: Twelfth. 3 wins, 8 losses, 4 draws, 2 byes.

NINTH ELEVEN (Moonee Valley White) NWCA One Day Red Division

Round 1a. October 3. Draw. Round abandoned due to AFL replay.

Round 1. October 10. Alternative home – Ormond Park. Aberfeldie Park 136 (G. Loh 3/21, B. Velona 3/42, A. Chaudhary 3/44, A. Chaudhary 3 catches, P. Golding 2 catches, 1 stumping) lost to Moonee Valley 6/141 (A. Chaudhary 98no).

Round 2. October 17. Alternative home – Ormond Park. Moonee Valley 6/226cc (Mark Gauci 101no, K. Garland 51, B. Thomas 27no, J. Wilford 24) def Brunswick 64 (A. Chaudhary 4/13, J. Wilford 3/25, C. DeSilva 3 catches).

Round 3. October 24. Away. Moonee Valley 86 (M. Walker 24, K. Swaminathan 20) lost to St Marys 5/88 (G. Perussich 2/27).

Round 4. November 14. Away. Moonee Valley drew with Oak Park – washout.

Round 5. November 21. Home. Brunswick 8/150cc (Sri Iyer 4/26) def Moonee Valley 129 (Sri Iyer 56no, S. Sharma 40).

Round 6. November 28. Alternative home Ormond Park. Moonee Valley drew with St Marys – match washed out.

Round 7. December 5. Away. Brunswick 7/168cc (T. King 2/25, S. Sharma 2/37, Sri Iyer 3 catches) def Moonee Valley 149.

Round 8. December 12. Away. Moonee Valley 4/135cc (G. Perussich 56, S. Sharma 33) lost to Oak Park 0/146.

Round 9. December 19. Home. Moonee Valley 6/146 (S. Sharma 83no) drew with St Andrews – rain.

Round 10. January 23. Home. Moonee Valley 73 lost to St Marys 2/75 (K. Kenny-Jones 2/18).

Round 11. January 30. Away. Moonee Valley def St Marys – forfeit.

Round 12. February 6. Away. St Andrews 4/250cc (S. Sharma 2/39) def Moonee Valley 8/224cc (K. Kenny-Jones 61, S. Doriaswamy 49, K. Memery 33).

Round 13. February 13. Home. Aberfeldie Park 9/174cc (S. Sharma 3/20, S. Doriaswamy 2/30) def Moonee Valley 8/146cc (S. Sharma 63, D. Hutchison 40).

Round 14. February 20. Home. Moonee Valley 6/100cc (S. Sharma 29) lost to St Marys 3/105.

Round 15. February 27. Away. St Marys 9/245cc (S. Sharma 4/28, K. Kenny-Jones 2/38, N. Walker 2/59) def Moonee Valley 83.

Quarter Final: March 6. Away. Moonee Valley 8/162cc (S. Sharma 54, D. Hutchison 48) lost to Oak Park 3/177 (S. Sharma 3/17).

Finished: Sixth. 3 wins, 9 losses, 4 draws. Also lost Quarter Final.

TENTH ELEVEN (Moonee Valley Black) NWCA One Day Black Division

Round 1. October 2. Draw. Round abandoned due to AFL replay.

Round 2. October 9. Home – Debney Park. Moonee Valley 9/127cc (S. Nickelson 65) def Oak Park 111 (P. Russell 3/9, J. Thomeycroft 3/30, B. Milne 2/11, T. Fisher 2/12).

Round 3. October 16. Home. Moonee Valley drew with Pascoe Vale Central – round washed out.

Round 4. October 23. Away. Oak Park 112 (P. Smith 3/20, T. Fisher 3/21, P. Russell 2/23) def Moonee Valley 95).

Team withdrawn after Round 4. 1 win, 1 loss, 2 draws.

WOMEN'S TEAM BLACK VWCA One Day North West

Round 1. October 2 Saturday. Away. Twenty20. Melton 6/106cc def Moonee Valley 7/90cc (T. Armstrong 20no).

Round 2. October 10. Away. Essendon Maribyrnong Park 7/165cc (T. McDonald 4/30, S. Marr 2/21) def Moonee Valley 7/76cc.

Round 3. October 17. Bye.

Round 4. October 24. Home. Spotswood 4/145cc def Moonee Valley 8/65cc (S. Marr 23).

Round 5. November 7. Away. Gisborne 5/77cc (T. Armstrong 2/17) def Moonee Valley 4/64cc (

Round 6. November 14. Home. Essendon Maribyrnong Park 4/124cc def Moonee Valley 7/77cc.

Round 7. November 21. Home. Gisborne 4/177cc (T. Armstrong 2/30, J. Marr 2/32) def Moonee Valley 9/96cc.

Round 8. November 28. Away. Moonee Valley drew with Essendon Maribyrnong Park – washout.

Round 9. December 5. Away. Gisborne 144 (T. McDonald 3/29, N. Demarte 2/13, T. Ha 2/32, C. Tan 2/39) def Moonee Valley 6/85cc (N. Demarte 30).

Round 10. December 12. Home. Altona North 2/145cc def Moonee Valley 5/74cc.

Round 11. January 19. Home. Melton 5/94 (N. McLachlan 2/13) drew with Moonee Valley 1/23.

Round 12. January 16. Away. Moonee Valley drew with Essendon Maribyrnong Park – washout.

Round 13. January 23. Home. Altona North 4/95 (T. McDonald 2/16) def Moonee Valley 40.

Round 14. January 29. Away. Moonee Valley 54 lost to Melton 5/56 (N. McLachlan 3/14).

Round 15. February 6. Away. Moonee Valley 5/99cc (C. Ardern 29, N. Demarte 25) lost to Spotswood 8/101 (T. Armstrong 4/5).

Round 16. February 13. Away. Altona North 8/145cc (T. Ha 3/34, T. McDonald 2/40) def Moonee Valley 50.

Round 17. February 20. Home. Moonee Valley 8/53cc (T. Armstrong 25) lost to Essendon Maribyrnong Park 3/55.

Round 18. February 27. Alternative home – Debney Park. Moonee Valley drew with Melton – washout.

Finished: Sixth. 0 wins, 13 losses, 4 draws, 1 bye.

The First Game	vs East Keilor	October 2nd, 1971	
R. Storey			
N. Henderson			
R. McLeod			
K. McLeod	East Keilor		Moonee Valley
C. Netherclift	93		3 for 179
G. Cornwill	C. Netherclift	5 / 38	N. Henderson 77
D. Storey	G. Cornwill	5 / 46	R. McLeod 67
R. Cornwill			
J. Tormey			
D. Reddish			
P. Dawkins			

First Year Highlights

Neil Henderson	806 runs
Neil Henderson	49 wickets
Colin Netherclift	48 wickets

First Duck for the Club

Graeme Cornwill

Club Timeline

1971-72	Club forms as Moonee Ponds Cricket Club
1974-75	Club establishes a Second Eleven
1977-78	Club changes name to Moonee Valley Cricket Club
1980-81	Club establishes a Third Eleven
1982-83	Club establishes a Fourth Eleven
1982-83	Club wins first ever Luscombe Shield
1991-92	Club establishes a Fifth Eleven (had for two seasons only; re-established 2003/04)
1995-96	Club amalgamates to form the Moonee Valley Sporting Club
1996-97	Club establishes its first Junior Cricket sides - one Under 10 and one Under 12
1998-99	Club transfers all four senior grades to the Moreland Moonee Valley Cricket Association
2002-03	Club transfers its First and Second Elevens to the Victorian Turf Cricket Association
2002-03	Club makes VTCA North B1 Grand Final and is promoted to North A1
2003-04	Club wins the inaugural Under 14 Girls Premiership - our first junior flag
2003-04	Club fields a record 16 teams - five senior and 11 junior
2004-05	Club establishes a Sixth Eleven
2005-06	Club establishes a Seventh Eleven
2006-07	Club establishes a Eighth Eleven
2006-07	Club wins first U/16 Premiership
2007-08	Club establishes a Ninth Eleven
2007-08	Club establishes a first-ever Women's team, in the VWCA
2008-09	Club establishes a Tenth Eleven and a second Women's team
2008-09	With 26 teams, Moonee Valley officially becomes Victoria's biggest cricket club
2009-10	Club wins 2 senior flags for the first time - Firsts and Seconds in VTCA North A
2010-11	Promotion to North Division - just one division below VTCA's top grade

Player Statistics for 2010-11

Name	Surname	Runs	Inns	NO	Cent- uries	HS	Batting Average	Ducks	Cat- ches	Overs	Mdns	Wkts	Runs	Ave	Best
		Games											Agst		
Tom	Aitken	9	58	9	2	25*	8.29	2	7	5	1	2	22	11.0	2/22
Rajan	Aiyappan	11	264	12	2	62	26.40	1	4	51	8	4	150	37.5	1/6
Joe	Ansaldo	5	7	4	0	4	1.75	1	1	16	0	4	104	26.0	2/11
Clare	Ardern	16	140	15	0	29	9.33	1	7	7	0	0	39		0/14
Tracy	Armstrong	13	94	12	1	25	8.55	1	3	76	17	14	182	13.0	4/5
Robert	Ball	1	18	1	0	18	18.00								
Steven	Ball	10	121	10	0	42	12.10	3	3	38	5	8	125	15.6	2/20
Paul	Bannister	1	25	1	1	25*	-		1	1	0	0	10		0/10
Alana	Bell	12	32	11	1	13	3.20	1	5	32	0	6	181	30.2	1/9
Jen	Bishop	2	0	2	1	0*	0.00	1		1	0	0	13		0/13
Evan	Blythe	7	9	4	2	6	4.50		4	97	15	18	329	18.3	6/75
Frank	Bonfa	5	35	5	2	16	11.67			14	1	0	83		0/58
Peter	Bonfa	5	19	4	1	11	6.33	1							
Steven	Bonfa	1	12	1	0	12	12.00								
Ben	Brelis	5	37	5	1	18	9.25	1	1	24	0	4	97	24.3	2/24
John	Brelis	11	29	6	2	11*	7.25		4	58	4	13	266	20.5	5/15
Nick	Brelis	11	17	9	1	10	2.13	3		22	1	5	141	28.2	2/32
Daniel	Brown	1	0	1	0	0	0.00	1							
Lalith	Buddhadasa	5	44	3	1	42	22.00	1	1	44	9	12	101	8.4	4/9
Sandro	Capocchi	4	31	4	2	18*	15.50		1	20	1	5	112	22.4	4/59
Amit	Chaudhary	14	443	13	4	1113*	49.22	1	7	145	37	36	462	12.8	7/19
Vishal	Chopra	8	41	8	1	15	5.86	2	2	4	0	0	31		0/15
Mark	Cini	11	65	7	2	26*	13.00	1	1	54	1	10	218	21.8	3/12
Ben	Coghlan	5	16	5	1	11	4.00	2	1	21	2	5	80	16.0	2/16
Paul	Comino	6	9	5	0	7	1.80	3	2						
Richard	Cooney	2	0	0	0	-	-								
Alex	Coote	1	0	1	0	0	0.00	1		4	0	1	16	16.0	1/16
Sam	Coventry-Poole	7	113	7	2	39	22.60	1	3	6	0	0	47		0/18
Michael	Cumbo	7	90	10	0	39	9.00	2	1						
Allan	Cumming	10	81	11	3	18	10.13	1	6						
Doug	Cumming	6	2	5	0	1	0.40	3							
Brett	Curran	8	27	8	0	11	3.38	3	7						
Surender	Dayma	6	91	5	0	53	18.20	1	6	7	1	7	47	6.7	4/1
Jacob	De Niese	12	73	12	3	35	8.11	4	4	14	2	5	74	14.8	2/34
Jenny	Demarte	1	4	1	1	4*	-		1						
Natalie	Demarte	10	135	10	2	30	16.88		4	10	0	3	35	11.7	2/13
Ian	Denny	10	237	8	1	86	33.86		1	53	3	11	183	16.6	3/32
Channa	DeSilva	11	227	12	1	64	20.64	4	18						
Bianca	Devine	3	2	1	0	2	2.00		1	1	0	0	2		0/2
Subramani Sid	Doraiswamy	9	88	9	0	49	9.78	3	1	29	0	3	148	49.3	2/30
Paul	Douglas	1	32	1	0	32	32.00		2						
Chris	Enright	3	12	4	0	8	3.00	2		5	0	1	36	36.0	1/36
Matthew	Esmore	7	31	5	2	17	10.33	1	1	27	0	3	167	55.7	1/27
Shane	Esmore	8	26	7	0	13	3.71	2							
Stephen	Esmore	1	2	1	1	-	-								
Ryan	Fairclough	9	9	4	1	8	3.00	2	7						
Jesse	Felle	9	133	10	1	60*	14.78	3	8	128	30	14	307	21.9	3/27
Pat	Felmingham	10	161	9	0	46	17.89		2	7	0	3	32	10.7	2/4
Peter	Fenaughty	11	37	8	1	23*	5.29	4	5						
Tim	Fisher	11	70	8	2	38	11.67	2	1	126	24	28	331	11.8	4/21
Bede	Gannon	11	32	10	4	11	5.33	3	6	106	19	17	336	19.8	3/28
John	Gardiner	1	0	1	0	0	0.00	1							
Kevin	Gardiner	10	9	7	5	5*	4.50	1	3	65	14	13	143	11.0	3/22
Kristian	Garland	13	159	14	2	51	13.25	3	8						
Mark	Gauci	14	272	12	1	1101*	24.73	1		30	4	10	122	12.2	4/34
Matt	Gauci	1	0	1	0	0	0.00	1	1						
Tony	Gleeson	1	0	0	0	-	-			1	0	0	5		0/5
Peter	Golding	10	7	4	2	4*	3.50	1	9						
Daniel	Gorham	1	33	1	1	33*	-			4	0	0	29		0/29
Rodney	Gorham	1	12	1	0	12	12.00			4	0	1	53	53.0	1/53
Tien	Ha	10	46	9	0	14	5.11	2	6	62	3	8	250	31.3	3/34
Alan	Harry	6	93	6	0	40	15.50		4	6	1	0	19		0/0
Ashley	Harry	2	2	1	0	2	2.00		2	5	0	0	29		0/14
Steven	Herbert	9	32	9	2	9	4.57			53	11	6	176	29.3	2/16
Jamie	Herring	4	116	4	0	52	29.00		1	27	2	8	119	14.9	3/31
Paul	Hobbs	8	65	7	0	26	9.29	2	7						
Darcy	Horne	9	26	7	2	8	5.20	1	1	61	9	7	233	33.3	2/65
David	Hutchison	4	109	4	0	48	27.25								
Tanya	Intagliata	3	5	3	1	5*	2.50	2		28	4	2	85	42.5	1/30
Sriram	Iyer	4	74	4	1	56*	24.67	2	6	6	0	5	47	9.4	4/26
Subu	Iyer	5	21	5	1	7	5.25		3	7	0	1	34	34.0	1/19
Kim	Johnston	1	5	1	0	5	5.00								
Dean	Jukic	11	250	10	2	76	31.25	1	5	76	29	19	194	10.2	4/32

Player Statistics for 2010-11

Name	Surname	Runs	Inns	NO	Cent- uries	HS	Batting Average	Ducks	Cat- ches	Overs	Mdns	Wkts	Runs Agst	Ave	Best
		Games													
Kam	Kenny-Jones	7	127	6	0	61	21.17		2	26	1	6	154	25.7	2/18
Neil	King	3	36	2	1	27	36.00		1	1	0	1	3	3.0	1/3
Phill	King	9	52	7	2	16	10.40		4						
Tom	King	13	170	10	0	51	17.00	1	5	53	7	11	182	16.5	2/20
James	Launer	2	23	2	0	20	11.50			16	1	1	79	79.0	1/26
Dean	Lawson	8	296	8	0	89	37.00		4	14	0	7	43	6.1	2/6
Peter	Legato	14	83	13	1	20	6.92	3	2	2	0	0	28		0/7
Jeff	Lewis	3	10	3	0	7	3.33	1		8	2	1	27	27.0	1/15
George	Loh	11	94	9	2	32	13.43	1	7	90	13	20	328	16.4	3/21
Mark	Madden	7	18	7	0	4	2.57		6	22	3	1	42	42.0	1/0
Joshua	Maginness	10	101	11	1	36	10.10	3	4	2	0	0	18		0/6
Luke	Malone	8	54	6	1	20	10.80	1	1	22	2	5	98	19.6	2/6
Stephen	Malone	1	0	0	0	-	-								
Luke	Marinelli	10	151	9	3	43*	25.17		2	6	0	2	43	21.5	1/3
Michael	Marinelli	3	42	3	0	26	14.00			4	0	0	14		0/14
Elizabeth	Marr	1	4	1	1	4*	-								
Jessica	Marr	7	18	5	0	10	3.60	2	3	28	2	4	97	24.3	2/32
Samantha	Marr	2	27	2	0	23	13.50			13	0	3	46	15.3	2/21
John	Martiniello	3	23	2	1	13	23.00								
Tanya	McDonald	17	67	13	4	15	7.44	3	1	76	1	17	351	20.6	4/30
Liam	McIntosh	6	71	6	1	36	14.20	1	1	3	0	2	11	5.5	1/2
Daniel	McKenzie	3	37	3	2	29*	37.00	1	3						
Jim	McKenzie	5	26	3	0	12	8.67			19	4	3	74	24.7	3/29
Geoff	McKeown	9	163	10	0	45	16.30	2	5						
Nicole	McLachlan	9	36	7	2	13*	7.20			31	2	8	133	16.6	3/14
Vishal	Mehta	9	115	8	1	39*	16.43	1	3	77	24	14	175	12.5	3/35
Kevin	Memery	9	79	8	2	33	13.17	1							
Chris	Micallef	1	0	1	0	0	0.00	1	1						
Alan	Milne	11	27	10	6	8*	6.75	2	1	16	0	2	127	63.5	1/15
Bryan	Milne	10	64	9	1	39	8.00	3	2	38	0	4	155	38.8	2/11
Vicki	Moore	12	16	10	2	4*	2.00	4	1	11	0	2	87	43.5	1/10
Eamonn	Murphy	3	8	3	2	7*	8.00			6	0	0	37		0/16
Darren	Nagle	12	248	11	1	60*	24.80		1						
Steven	Nickelson	9	210	8	2	65	35.00	1	5						
Greg	Nicol	2	0	1	0	0	0.00	1	1	7	0	1	31	31.0	1/31
Wayne	Nicol	2	7	1	0	7	7.00			1	0	0	12		0/12
Mathew	Norrish	4	64	4	1	24	21.33			11	0	4	44	11.0	3/24
Jenny	O'Brien	4	0	2	2	0*	-								
Sam	O'Brien	8	68	8	1	29	9.71	3	1	64	9	8	123	15.4	3/24
Christopher	O'Haire	9	111	8	0	37	13.88		3	8	0	0	63		0/27
Sean	O'Kane	7	57	6	1	21*	11.40	1	3	26	1	10	115	11.5	3/21
Andreas	Panousieris	8	57	9	2	14*	8.14	1	3	27	1	3	121	40.3	2/19
Kamal	Parmar	9	77	10	0	29	7.70	3	2	24	6	4	73	18.3	2/9
Andrew	Payton	11	25	9	3	9*	4.17	2	2	23	0	1	141	141.0	1/30
Simon	Payton	10	122	9	0	64	13.56		3						
George	Pearson	12	221	11	0	1101	20.09	2	5	48	6	6	148	24.7	2/29
Andrew	Pegg	2	0	0	0	-	-		2						
Arosha	Perera	8	47	7	0	17	6.71	1	1	37	2	4	147	36.8	3/81
Glenn	Perussich	12	115	11	1	56	11.50		1	34	1	4	181	45.3	2/27
Jim	Polonidis	10	107	10	2	26*	13.38		4	86	16	14	232	16.6	5/52
Craig	Pridham	9	21	7	3	10	5.25	1		104	18	14	416	29.7	6/35
Stephen	Radford	7	9	6	0	7	1.50	3		26	3	6	85	14.2	2/8
Lou	Raffaele	11	261	11	1	1124	26.10	3	5	5	2	0	21		0/21
Dushan	Raveendrakumar	5	46	5	1	33*	11.50	1	2						
Shaun	Rayment	12	35	10	2	19	4.38	5	4	1	0	0	6		0/6
David	Rossitto	1	0	1	0	0	0.00	1							
Simon	Rossitto	3	1	2	0	1	0.50	1							
Patrick	Russell	11	21	7	1	9	3.50	1	5	67	6	18	200	11.1	4/20
Tim	Ryan	10	51	10	0	12	5.10		2	55	4	12	207	17.3	3/18
Steve	Salkas	2	11	2	0	10	5.50			8	2	2	16	8.0	2/15
Dino	Sapuppo	10	63	7	1	51	10.50	2	3	17	2	2	77	38.5	1/10
Rupoj	Sarbaswa	1	1	1	0	1	1.00								
Bob	Sciacchitano	7	118	7	1	31*	19.67		1	19	0	2	102	51.0	2/20
Sunny	Sharma	11	354	11	1	83*	35.40	1	3	58	4	14	229	16.4	4/28
Peta	Shephard	8	6	5	3	4*	3.00	1		5	0	1	31	31.0	1/5
Antony	Sherer	8	57	7	2	15	11.40	1	1	60	11	5	180	36.0	2/26
Andre	Smith	1	5	1	0	5	5.00		1	6	1	3	14	4.7	3/14
Geoff	Smith	8	68	4	1	34	22.67			65	10	11	174	15.8	3/11
Peter	Smith	14	42	8	4	19	10.50	1	5	84	11	30	304	10.1	5/10
Lisa	Spagna	1	8	1	1	8*	-		1						
Mark	Spagna	8	96	8	1	43	13.71	1		28	7	6	90	15.0	3/29
Chris	Stafford	10	73	7	4	43*	24.33		3	112	30	15	313	20.9	3/35
Krishna	Swaminathan	7	74	8	2	20	12.33	2	1	7	0	4	43	10.8	2/10

Player Statistics for 2010-11

Name	Surname	Games	Runs	Inns	NO	Cent- uries	HS	Batting Average	Ducks	Cat- ches	Overs	Mdns	Wkts	Runs Agst	Ave	Best
John	Talone	10	234	13	2		59	21.27		5						
Carolyn	Tan	5	1	3	1		1*	0.50	2		18	0	3	118	39.3	2/39
Kurtis	Tankard	4	20	4	0		11	5.00			22	0	1	97	97.0	1/48
Stephen	Tassos	11	45	12	1		15	4.09	3	13						
Ann	Tattersall	6	11	5	1		6*	2.75	1	1						
Sainath	Tavate	1	1	1	0		1	1.00			4	2	0	7		0/7
Patrick	Taylor	11	39	11	3		12	4.88	1	1	91	28	23	292	12.7	7/43
Danny	Terzini	10	152	12	2		33*	15.20	2	5	2	0	0	18		0/3
Ben	Thomas	11	252	12	3		70	28.00	1	4						
Matthew	Thomas	10	246	10	2		1 133*	30.75	3	3	22	1	5	77	15.4	3/36
James	Thomeycroft	9	15	8	2		8	2.50	2	1	57	10	11	156	14.2	3/30
Victoria	Thomeycroft	3	0	1	1		0*	-		1						
Simon	Thornton	10	2	4	3		1*	2.00		4	100	18	17	296	17.4	5/50
Francis	Tran	8	68	7	2		34	13.60	1	2	39	10	10	93	9.3	3/7
Ihtisham	Uddin	6	92	5	0		39	18.40	1	1	61	14	14	139	9.9	6/28
Joe	Van Loon	4	46	2	0		25	23.00			9	1	2	27	13.5	2/27
Beau	Velona	12	40	6	0		30	6.67	2	5	54	4	5	276	55.2	3/42
Graeme	Walker	3	0	0	0		-	-								
Murray	Walker	1	24	1	0		24	24.00			2	0	1	11	11.0	1/11
Nigel	Walker	12	26	7	1		12	4.33	1	3	34	2	5	212	42.4	2/20
Diane	Ward	1	0	0	0		-	-								
Stephen	Ward	11	141	10	0		66	14.10	3	3	39	8	10	165	16.5	4/14
Colin	Watson	1	7	1	0		7	7.00			4	0	1	36	36.0	1/36
Heath	Webb-Johnson	1	12	2	0		7	6.00			1	0	0	1		0/1
Nicholas	Whalley	2	12	2	0		11	6.00			4	0	1	29	29.0	1/29
Peter	Whebell	6	43	6	0		24	7.17	1	3	4	1	2	11	5.5	2/11
Joel	Wilford	13	262	14	0		1 102	18.71	2	5	18	3	7	78	11.1	3/25
Justin	Willee	1	6	1	1		6*	-		1						
Norm	Wright	10	138	10	2		30	17.25		5	100	35	12	234	19.5	3/25
Peter	Wright	8	105	7	0		33	15.00		2	60	19	13	99	7.6	3/13

Season Review 2010/11 (continued from Page 2)

The weather was a curse for all grades for most of the season. The first five weeks of turf were washed out, plus a range of other days during the course of the season – including some curious decisions when MMVCA cancelled turf grades on the Thursday when our wicket was perfectly playable – as evidenced by our Firsts and Seconds taking to the field on the Saturday.

To add insult to injury, we even lost a Fifth Eleven game due to the heat policy on one of the few hot days of the summer.

Continued, Page 18

16 **Moonee Valley Legends**

Life Members

Ray Storey	Greg Peters
Rod McLeod	Michael Harvey
Peter Gardiner	Warwick Nolan
Bill Nagel	Sandro Capocchi
Ian Sutherland	Joe Ansaldo (05/06)
Ian Denny	Bob Sciacchitano (06/07)
Laurie Mayne	Charlie Walker (06/07)
Gary Irons (93/94)	Jim McKenzie (07/08)
Greg Meyers	Dan Terzini (08/09)
Darren Nagle	Jim Polonidis (09/10)
John Talone (97/98)	

	Most Games		Most Runs		Most Wickets	
1st	Darren Nagle	298	Ian Denny	10434	Ian Denny	604
	Ian Denny	283	Mick Harvey	7104	Gary Irons	427
	Sandro Capocchi	264	Sandro Capocchi	6437	Darren Nagle	405
	Joe Ansaldo	256	Warwick Nolan	6194	Jim McKenzie	351
	John Talone	253	Darren Nagle	5449	Peter Gardiner	323
	Michael Harvey	246	Ian Sutherland	4904	Terry Nagle	319
	Peter Gardiner	244	Greg Peters	4725	Bill Nagel	282
	Bob Sciacchitano	241	Ray Storey	4501	Mick Intagliata	263
	Ian Sutherland	237	Bob Sciacchitano	4463	Joe Bonfa	243
10th	Greg Meyers	229	Laurie Mayne	4383	Jim Polonidis	230
	Gary Irons	227	John Talone	4140	Danny Fitzpatrick	210
	Warwick Nolan	225	Peter Boulouxis	3953	Paul Nicol	208
	Greg Peters	220	Bill Nagel	3885	Colin Netherclift	201
	Jim McKenzie	219	Danny Terzini	3694	Peter Smith	197
	Danny Terzini	213	Mark Gauci	3657	Darryl Elliott	191
	Jim Polonidis	200	Rod McLeod	3471	Mark Cini	182
	Peter Boulouxis	190	Danny Fitzpatrick	3207	Marty Egan	176
	Ray Storey	185	Mark Wakeling	3126	Keith McManamny	173
	Mick Intagliata	185	Steve Marshall	2998	Terry Michail	164
20th	Mark Wakeling	168	Jim Polonidis	2854	Kevin Gardiner	164
	Steve Marshall	162	Geoff McKeown	2746	Mark Schuliga	150
	Laurie Mayne	161	Peter Gardiner	2593	Shane Westlow	144
	Mark Gauci	159	Dean Jukic	2572	Bob Sciacchitano	144
	Kevin Gardiner	153	Arosha Perera	2566	Robert Corollo	143
	Paul Nicol	149	Greg Meyers	2534	Jesse Felle	140
	Mark Cini	147	Matt Gauci	2443	Dean Jukic	133
	Terry Nagle	143	Mark Cini	2340	Wayne Nicol	132
	Darryl Elliott	141	Darryl Elliott	2284	Ray Storey	130
	Bill Nagel	141	Shane Williams	2213	Geoff Smith	130
30th	Dean Jukic	141	Matt Thomas	2314	Evan Blythe	129

Triple Crown - Our All-Rounders

Players with 100 games, 1000 runs and 100 wickets

	Games	Runs	Wkts		Games	Runs	Wkts
Darren Nagle	298	5449	405	Mark Gauci	159	3657	109
Ian Denny	283	10434	604	Kevin Gardiner	153	1086	164
Sandro Capocchi	264	6437	110	Paul Nicol	149	2083	208
Joe Ansaldo	256	1405	127	Mark Cini	147	2340	182
Peter Gardiner	244	2593	323	Darryl Elliott	146	2284	191
Bob Sciacchitano	241	4463	144	Bill Nagel	141	3885	282
Gary Irons	227	1281	427	Dean Jukic	141	2572	133
Jim McKenzie	219	1823	351	Danny Fitzpatrick	134	3207	210
Jim Polonidis	200	2854	230	Wayne Nicol	123	1554	132
Peter Boulouxis	190	3953	103	Eddie Nott	121	1100	114
Ray Storey	185	4501	130	Steven Ball	104	1741	119
Mick Intagliata	185	1437	263				

Club Champion Award (1sts)

1985-86	Ian Denny
1986-87	Ian Denny
1987-88	Ian Denny
1988-89	Ian Denny
1989-90	Ian Denny
1990-91	Ian Denny
1991-92	Gary Irons
1992-93	Ian Denny
1993-94	Daryl Elliott
1994-95	Michael Harvey
1995-96	Ian Denny
1996-97	Ian Denny
1997-98	Michael Harvey
1998-99	Ian Denny
1999-00	Glen Courts
2000-01	Ian Denny
2001-02	Ian Denny
2002-03	Michael Harvey
2003-04	Ian Denny
2004-05	Geoff Smith
2005-06	Mark Gauci
2006-07	Rajan Aiyappan
2007-08	Arosha Perera
2008-09	Rajan Aiyappan
2009-10	Rajan Aiyappan
2010-11	Amit Chaudhary

Moonee Valley Award (Other Grades)

1995-96	Stewart Storey
1996-97	Danny Fitzpatrick
1997-98	Mario Tenace
1998-99	Allan Burke
1999-00	Mark Gauci
2000-01	Daniel Phillips
2001-02	Shane Golds
2002-03	Mark Schuliga
2003-04	Heath Jones
2004-05	Mark Schuliga
2005-06	Ben Thomas
2006-07	Jesse Felle
2007-08	Sean O'Kane
2008-09	Pat Felmingham
2009-10	Lou Raffaele
2010-11	Amit Chaudhary

Lindsay Jones Best Clubman Award

1994-95	Steve Battison
1995-96	Michael Harvey
1996-97	Danny Terzini
1997-98	Robyn Storey
1998-99	Michael Harvey
1999-00	Shane & Sharron Golds
2000-01	Jim Polonidis
2001-02	Charlie Walker
2002-03	Charlie Walker
2003-04	Charlie Walker
2004-05	Tony Gleeson
2005-06	Charlie Walker
2006-07	Kevin Gardiner
2007-08	Paul Comino
2008-09	Bob Sciacchitano
2009-10	Tony Sherer
2010-11	Amit Chaudhary

18 Milestones and Awards 2010-11

Club Champion (1sts)		Moonee Valley Award (2nds-10ths & Women)		<u>How points are awarded</u>
1st	538 Amit Chaudhary	1st	590 Amit Chaudhary	1pt per Run
	295 Rajan Aiyappan	2nd	497 Peter Smith	5pts per Catch / Stumping
	271 Craig Pridham	3rd	465 Sunny Sharma	10pts Assisted Wickets
	260 Chris Stafford		455 Tim Fisher	15pts Unassisted Wickets
	236 Ihtisham Uddin		416 Dean Jukic	15pts Run-Out
	170 Kris Garland		414 Pat Taylor	50pts 3 Catches (Innings)
	139 Mark Gauci		400 Jesse Felle	50pts Century
	132 Arosha Perera		396 Dean Lawson	50pts 5 wickets (Innings)
	114 Pat Felmingham		384 George Loh	
	86 Geoff McKeown		375 Joel Wilford	
	86 Surender Dayma		367 Channa DeSilva	
			350 George Pearson	
			346 Ian Denny	
			336 Lou Raffaele	
			335 Matt Thomas	
			332 Jim Polonidis	
			313 Mark Gauci	
			309 John Talone	
			303 Norm Wright	
			301 Pat Russell	
			294 Tom King	
			290 Peter Wright	
			285 Tanya McDonald	
			285 Stephen Ward	
			276 Evan Blythe	
			272 Vishal Mehta	
			271 Tracy Armstrong	
			253 Ben Thomas	
			250 Darren Nagle	
			248 Steven Ball	
			247 Clare Ardern	
			247 Simon Thornton	

Season Review 2010/11 (continued from Page 15)

Moonee Valley had three senior teams in the finals, with the Ninths in the North West Cricket Association One Day Red grade also making it through but falling in the first week.

Both our Under 12 teams played finals, with our Under 12 White progressive furthest but still not getting through to the Grand Final.

The loss of our teams before or during the semis ended a remarkable streak for Moonee Valley, in that we last failed to have at least one team in a Grand Final in 2001/02.

Our Firsts were in a GF in our first season in VTCA in 2002/03, then we had an incredible run of seven seasons when we won one or more junior flags each year, culminating in 2009/10 when we had two junior premierships and flags for our Firsts and Seconds.

Twenty20

Moonee Valley again entered two teams in the North West Cricket Association Twenty20 competition, and again represented the NWCA in the VB Challenge.

The Challenge was again against Airport West-St Christophers from the VTCA and St Francis from the MMVCA. While we beat APW again, we missed out in the second match and didn't go through.

We had some challenges in the NWCA competition and were in the hunt until the final round, but results didn't go our way and we didn't get the chance to play off for the Grand Final in the competition we won the previous two seasons.

Our Grades

We had an influx of new players at the higher ranks of the Club this season, and at times our First Eleven looked to be representative of the United Nations.

We had two new top-grade players from the UK – with strong Yorkshire accents – and imports for part of the season from India and Pakistan. Combined with our established players with Sri Lankan and Indian heritage, we were an eclectic bunch at times.

We used 18 players in the First Eleven – compared with 16 in 2009/10 – but it was still a fairly settled combination compared to some years back.

Our Seconds were also a stable bunch, while our Thirds were a combination of age and youth, starting with life members Ian Denny and Darren Nagle at the experienced end and an exciting bunch of teenagers.

Our Fourths missed the finals for the first time in five seasons, although it took a narrow loss in the last game of the year to tip them out.

Continued, Page 22

19 Milestones and Awards 2010-11

50 Games 100 Games 150 Games 200 Games 250 Games

Rajan Aiyappan	Steven Ball	Kevin Gardiner	Jim Polonidis	John Talone
Jake de Niese	Tim Fisher	Mark Gauci		
Pat Felmingham	Peter Smith			
Alan Harry	Matthew Thomas			
Paul Hobbs				
Dean Lawson				
Sam O'Brien				
Lou Raffaele				

50 Wickets 100 Wickets 350 Wickets 600 Wickets

Amit Chaudhary	Tim Fisher	Jim McKenzie	Ian Denny
George Loh	Bede Gannon		
Mark Madden	Mark Gauci		
Arosha Perera			
Sunny Sharma			
Norm Wright			

1000 Runs 4000 Runs

Alan Harry	John Talone
------------	-------------

Centuries

Matt Thomas	133no	3rd Eleven	B Turf	Rnd 6	vs Sunshine YCW
Lou Raffaele	124	6th Eleven	C Mats	Rnd 2	vs Coolaroo
Amit Chaudhary	113no	Eighth Eleven	One Day Red	Rnd 10	vs St Albans
Joel Wilford	102	2nd Eleven	North Division 2	Rnd 8	vs Dousta Stars
Mark Gauci	101no	9th Eleven	One Day Red	Rnd 2	vs Brunswick
George Pearson	101	3rd Eleven	B Turf	Rnd 6	vs Sunshine YCW

Best Bowling

Amit Chaudhary	7/19	3rd Eleven	B Turf	Rnd 1	vs East Coburg
Amit Chaudhary	7/26	1st Eleven	North Division	Rnd 8	vs Werribee Centrals
Pat Taylor	7/43	6th Eleven	C Mats	Rnd 3	vs Merlynston Hadfield
Ihtisham Uddin	6/28	1st Eleven	North Division	Rnd 6	vs Sunshine United
Craig Pridham	6/35	1st Eleven	North Division	Rnd 10	vs Altona North
Evan Blythe	6/75	2nd Eleven	North Division 2	Rnd 4	vs Hoppers Crossing
Peter Smith	5/10	8th Eleven	One Day Div 3	Rnd 9	vs Ascot Vale
John Brelis	5/15	7th Eleven	One Day Div 2	Rnd 7	vs Haig Fawkner
Pat Taylor	5/43	6th Eleven	C Mats	Rnd 12	vs St Andrews
Simon Thornton	5/50	2nd Eleven	North Division 2	Rnd 9	vs Hoppers Crossing
Jim Polonidis	5/52	2nd Eleven	North Division 2	Rnd 6	vs Sunshine United

Hat-Trick

0

Premiership Players

8	Michael Harvey	Darren Nagle		
7	Ian Denny	Greg Meyers	Warwick Nolan	
6	Greg Peters			
5	Sandro Capocchi	Gary Irons	Ray Storey	
4	Peter Gardiner	Bill Nagel	Terry Nagle	
3	Robert Corollo Colin Nethercliff	Bill Loughron Ian Sutherland	Laurie Mayne Paul Wood	Rod McLeod
2	Craig Brown Robert Lamberti Ken McLeod Jim Polonidis Shane Westlow	Charlie Distefano Steve Marshall Keith McManamny Richard Reddish	Marty Egan Jim McKenzie Paul Nicol David Talbot	Matt Gauci Geoff McKeown Brian O'Reilly Mark Wakeling
1	Rajan Aiyappan Michael Blangiardo Dean Campbell Amit Chaudhary Glen Courts Gary Dudderidge Kevin Gardiner Shane Golds Jamie Holt David Jolley Joshua Maginness Jim Noonan Jude Perera Ian Potter Dushan Raveendrakumar Greg Schulz David Storey Ben Thomas Andrew Walker	Steve Allan Evan Blythe Garry Campbell Roger Chitty Tony Darvill Michael Elliott Mark Gauci Brian Hallett Joe Hoseman Dean Jukic Peter McGuirk Sean O'Kane Bryce Peter-Budge Craig Pridham Bob Sciacchitano Jim Stuart Matt Thomas Dale Ward	Peter Bevis Peter Boulouxix Frank Cano Graeme Cornwill Peter Dawkins Pat Felmingham Tony Gleeson Kane Harding Michael Intagliata Brett Lewis Scott McLeod Peter Ornsby Fred Phillips Craig Purcell Craig Rule Geoff Serong Alan Sutherland Geoff Thompson	John Bentivoglio David Callendar Frank Caruso Ross Cornwill Robert Doyle Bede Gannon Peter Golding Neil Henderson Craig Ion John Lopes Steve Neville Arosha Perera Shane Phillips Lou Raffaele David Ryan Chris Stafford John Talone Todd Trimble

Fielding, Batting and Bowling Awards 2010-11

Fielding Award Votes

	<u>1st Placing</u>	<u>2nd Placing</u>	<u>3rd Placing</u>
1sts	Chris Stafford (13)	Arosha Perera (12)	Geoff McKeown (11)
2nds	Channa DeSilva (17)	Geoff McKeown (13)	Bede Gannon (11)
3rds	Stephen Ward (28)	Luke Marinelli (26)	Mark Cini (16)
4ths	Steven Ball (22)	Paul Hobbs (20)	Brett Curran (19)
5ths	Chris O'Haire (22)	Sean O'Kane (12)	Stephen Ward (11)
6ths	Stephen Tassos (23)	Jesse Felle (15)	Phill King (14)
7ths	Tom Aitken (21)	Pat Russell (13)	Nick Brelis, Peter Fenaughty (12)
8ths	Tim Ryan (23)	Shaun Rayment (17)	Alan Milne (11)
9ths	Beau Velona (38)	Glenn Perussich (24)	Kam Kenny-Jones (19)
Womens Black	Clare Ardern (49)	Tien Ha (27)	Alana Bell (24)

Batting Average Award

COMP Qualification: Min.250 runs in at least (6) innings and played 50% of the games. OD grade 8 matches
MVCC Qualification: Min.200 runs

	<u>1st Placing</u>	<u>Runs</u>	<u>Ave</u>	<u>2nd Placing</u>	<u>Runs</u>	<u>Ave</u>	<u>3rd Placing</u>
1sts	Amit Chaudhary	223	31.9	Rajan Aiyappan	223	24.8	No other qualifiers
2nds	No players qualified			No players qualified			No players qualified
3rds	Darren Nagle	234	29.3	No other qualifiers			No other qualifiers
4ths	Dean Lawson	296	37.0	"			"
5ths	Dean Jukic*	228	45.6	"			"
6ths	John Talone	234	21.3	"			"
7ths	No players qualified			No players qualified			No players qualified
8ths	No players qualified			"			"
9ths	Sunny Sharma	292	36.5	No other qualifiers			No other qualifiers
10ths	No players qualified			No players qualified			No players qualified
Womens Black	Natalie Demarte	135	16.9	Clare Ardern	135	10.4	Tracy Armstrong 94 8.6

Bowling Average Award

MMVCA comp qualification: Min.20 wickets and played at least 50% of the games. OD grade 8 matches
MVCC Qualification: Min.15 wickets

	<u>1st Placing</u>	<u>Wkts</u>	<u>Ave</u>	<u>2nd Placing</u>	<u>Wkts</u>	<u>Ave</u>	<u>3rd Placing</u>
1sts	Amit Chaudhary	22	16.2	Chris Stafford	15	20.9	No other qualifiers
2nds	Evan Blythe	18	18.3	No other qualifiers			"
3rds	No players qualified			No players qualified			No players qualified
4ths	Kevin Gardiner	13	11.0	No other qualifiers			No other qualifiers
5ths	Dean Jukic	16	7.9	"			"
6ths	Tim Fisher	21	11.7	Pat Taylor	21	12.4	"
7ths	John Brelis	12	20.8	No other qualifiers			"
8ths	Tim Ryan	12	17.3	"			"
9ths	Sunny Sharma	14	16.4	"			"
10ths	No players qualified			No players qualified			No players qualified
Womens Black	Tracy Armstrong	14	13.0	Tanya McDonald	13	23.1	Nicole McLachlan 8 16.6

** Section 18 of the Club bylaws gives the executive the discretion to determine an award winner under exceptional circumstances when no-one meets the criteria. This discretion was exercised in several grades this season due to the amount of cricket lost to weather and its impact on players having enough games to meet minimum qualifications.

*Finals included in run tally.

First Eleven

	Batting	Bowling	Fielding	
1971-72	Neil Henderson	Ray Storey	Rod McLeod	(Premiers)
1972-73	Neil Henderson	Neil Henderson	Rod McLeod	
1973-74	Ray Storey	Ken McLeod	Rod McLeod	
1974-75	Rod McLeod	Ray Storey	-	(Premiers)
1975-76	Ray Storey	John Lopes	Rod McLeod	
1976-77	John Lopes	Ray Storey	Ray Storey	
1977-78	Michael Harvey	Peter Dawkins	-	
1978-79	Ray Storey	Bill Nagel	-	(Premiers)
1979-80	Bill Nagel	Andrew Walker	-	
1980-81	-	Bill Nagel	-	
1981-82	Bill Nagel	-	Ray Storey	
1982-83	Bill Nagel	Bill Nagel	Gary Irons	(Premiers)
1983-84	Warwick Nolan	Ian Denny	Michael Harvey	
1984-85	Ian Denny	Ian Denny	Greg Meyers	
1985-86	Warwick Nolan	Terry Nagle	-	
1986-87	Ian Denny	Terry Nagle	-	
1987-88	Ian Denny	Terry Nagle	Warwick Nolan	
1988-89	Ian Denny	Darren Nagle	David Callendar	(Premiers)
1989-90	Ian Denny	Ian Denny	-	
1990-91	Ian Denny	Darren Nagle	-	
1991-92	Robert Lamberti	Darren Nagle	-	(Premiers)
1992-93	Ian Denny	Ian Denny	-	(Premiers)
1993-94	Warwick Nolan	-	Greg Meyers	
1994-95	Michael Harvey	Darren Nagle	Greg Meyers	
1995-96	Ian Denny	Terry Nagle	Greg Meyers	(Premiers)
1996-97	Warwick Nolan	Shane Westlow	Greg Meyers	(Premiers)
1997-98	Ian Denny	Jim Polonidis	Michael Harvey	(Premiers)
1998-99	David Jolley	Darren Nagle	Greg Peters	
1999-00	Glen Courts	Steve Allan	Glen Courts	
2000-01	Ian Denny	Ian Denny	Glen Courts	(Premiers)
2001-02	Ian Denny	Rex Bennett	Geoff McKeown	
2002-03	Michael Harvey	Steve Allan	Geoff McKeown	
2003-04	Ian Denny	Will Mallory	Will Mallory	
2004-05	Glen Courts	Geoff Smith	Geoff McKeown / Tony Marasco	
2005-06	Arosha Perera	Geoff Smith	Geoff McKeown	
2006-07	Arosha Perera	Rajan Aiyappan	Arosha Perera	
2007-08	Arosha Perera	Daniel Bailey	Geoff McKeown	
2008-09	Arosha Perera	Rajan Aiyappan	Geoff McKeown	
2009-10	Rajan Aiyappan	Rajan Aiyappan	Geoff McKeown	(Premiers)
2010-11	Amit Chaudhary	Amit Chaudhary	Chris Stafford	

Season Review 2010/11 (continued from Page 18)

The Fifts put together some excellent games, while our Sixths – our only two-day matting side in MMVCA – started well out of the blocks and appeared destined for finals before tapering off after Christmas and getting tipped out in the last round.

We didn't have the success of the previous year in our one-day grades, but still had some memorable wins along the way. We also had a Tenth Eleven entered again, but withdrew it after Round 4 due to a combination of games lost to washouts and tapering player numbers.

We only entered the one Women's team for 2010/11, and they had a tough year of it – but still their spirits stayed high.

Debney Park

With the easing of water restrictions and the wet spring and summer, Debney Park ceased being a beach and became more like a cricket oval.

We had several discussions with Moonee Valley Council over our plan to rip up the old pitch and rebuild one further to the west on the oval, which would eliminate the overlap with the soccer playing area.

We were happy to agree with the Council proposal that with water available for the ground and the improved grass cover, the pitch would be left as it was and monitored. The Council undertook to carry out the project over Christmas if the ground deteriorated – which it didn't.

Continued. Page 23

Second Eleven

	Batting	Bowling	Fielding	
1975-76	Peter McGuirk	Peter McGuirk	-	
1976-77	-	Kevin Gardiner	Kevin Gardiner	
1977-78	Bill Nagel	Gary Irons	-	(Premiers)
1978-79	Michael Blangiardo	Gary Irons	-	
1979-80	Frank Cano	Robert Corollo	-	
1980-81	Greg Meyers	-	-	(Premiers)
1981-82	Darryl Elliott	Peter Gardiner	David Talbot	
1982-83	Rod McLeod	Peter Gardiner	Gary Noonan	
1983-84	Geoff Serong	Peter Gardiner	Peter Boulouxis	(Premiers)
1984-85	Alan Hughes	Terry Michail	-	
1985-86	-	-	-	
1986-87	Peter Boulouxis	Marty Egan	Greg Schulz	
1987-88	Peter Boulouxis	Terry Michail	-	
1988-89	Peter Boulouxis	Terry Michail	-	
1989-90	Steve Marshall	Tom Neville	-	
1990-91	Ian Sutherland	Jim McKenzie	Peter Rogan	
1991-92	Sandro Capocchi	Terry Michail	Justin Willee	
1992-93	Peter Boulouxis	Jim McKenzie	Justin Willee	
1993-94	Steve Marshall	Gary Irons	-	
1994-95	Ian Sutherland	Gary Irons	-	
1995-96	Chris Rowe	Scott McLeod	Peter Boulouxis	
1996-97	-	-	Steve Battison	
1997-98	Steve Marshall	Peter Boulouxis	Peter Rogan	
1998-99	Rob Taylor	Danny Fitzpatrick	Matt Siomos	
1999-00	Darren Nagle	Joe Bonfa	Dale Hadfield	
2000-01	Dean Jukic	Joe Bonfa	Dale Hadfield	
2001-02	Mark Gauci	Mark Cini	Paul Nicol	
2002-03	Mark Gauci	Joe Bonfa	Tom Taylor	
2003-04	Daniel Phillips	Peter Smith	Daniel Phillips	
2004-05	Heath Jones	Joe Bonfa	Kerry Munday	
2005-06	Dean Jukic	Dean Jukic	Justin Willee	
2006-07	Sandro Capocchi	Iraklis Kolokithas	Mark Cini	
2007-08	-	-	Evan Blythe	
2008-09	Pat Felmingham	Dean Jukic	Robbie Ball	
2009-10	Lou Raffaele	Simon Thornton	Peter Golding	(Premiers)
2010-11	-	Evan Blythe	Channa DeSilva	

Season Review 2010/11 (From Page 22)

Given that the Council had greatly assisted us in the off-season by extending the runups on the Ormond Park pitch and recarpeting the pitch, and had extended and carpeted the runups on the nets near the Ormond Park clubrooms, we weren't going to argue. We certainly benefited from our ongoing good relationship with the Council this year.

Fixturing problems

Being a large club and having teams in four different associations – the VTCA, MMVCA, NWCA and the Victorian Women's Cricket Association – we need to be businesslike and methodical in our systems. Unfortunately at times our associations aren't so efficient.

We have been driven to distraction in recent seasons by the NWCA's refusal to engage with the VWCA to co-ordinate the Sunday ground-sharing at Ormond Park, and 2010/11 was no different.

Due to a lack of consultation – despite our entreaties well before the season start to do so – the NWCA left itself in a position where it was unable to frame a suitable number of home games for our Fourths.

Its eventual fixture gave our Fourths just three home games for the season, but NWCA "graciously" offered us another three home games at Fairbairn Park – which was not one of our home grounds and never will be.

We put forward an alternative fixture that would have entitled our Fourths to six home games, but the NWCA rejected it because it would be inequitable and "unfair" on other clubs.

It's hard to work out the NWCA's definition of unfair and inequitable though, when its fixture for our Ninths had us playing top team St Marys six times in the season, and a couple of other teams just twice. That's an unfair fixture.

Continued, Page 25

Batting, Bowling and Fielding Award Winners

Third Eleven

	Batting	Bowling	Fielding
1980-81	Laurie Mayne	-	-
1981-82	Laurie Mayne	Laurie Mayne	-
1982-83	Michael Bevis	Paul Cramer	Michael Bevis
1983-84	Rod McLeod	Kevin Gardiner	Tom Ward
1984-85	Marty Egan	Terry Nagle	Tony Coslovich
1985-86	-	-	-
1986-87	Sandro Capocchi	Michael Colaci	Michael Bevis
1987-88	Craig McBean	Corey Davidson	-
1988-89	Laurie Mayne	Michael Intagliata	-
1989-90	Danny Fitzpatrick	-	-
1990-91	Danny Fitzpatrick	Jude Perera	Vince Borg
1991-92	Shane Williams	Gary Irons	-
1992-93	Fred Phillips	Tony Gila	-
1993-94	Danny Fitzpatrick	Tony Gila	Danny Fitzpatrick
1994-95	Peter Brear	Danny Fitzpatrick	-
1995-96	Jim McKenzie	Tom Neville	-
1996-97	Shane Williams	Les Potts	-
1997-98	Shane Williams	Danny Ryan	Dale Hadfield / Danny Terzini
1998-99	Fred Phillips	Bob Sciacchitano	Fred Phillips (Premiers)
1999-00	Fred Phillips	Rob Taylor	John Talone
2000-01	Emanuel Caccamo	Jim McKenzie	Tony Bassan
2001-02	Justin Willee	Peter Smith	Peter Smith
2002-03	Danny Terzini	-	William Lai
2003-04	Sandro Capocchi	Heath Jones	Dino Sapuppo
2004-05	Sandro Capocchi	Mark Schuliga	John Talone
2005-06	Ben Thomas	Murray Walker	Danny Terzini
2006-07	-	Dino Sapuppo	Peter Smith
2007-08	-	-	James Rawlinson
2008-09	Sandro Capocchi	John O'Brien	Peter Golding
2009-10	George Pearson	George Loh	Channa DeSilva
2010-11	Darren Nagle	-	Stephen Ward

Fourth Eleven

	Batting	Bowling	Fielding
1982-83	Brian Hallett	Andrew Syme	Michael O'Keefe
1983-84	Laurie Mayne	Frank Caruso	Tony Coslovich
1984-85	Dale Ward	Jim McKenzie	Tony Ward (Premiers)
1985-86	-	-	-
1986-87	Laurie Mayne	Wayne Nicol	Jeff Nicol
1987-88	Peter Gardiner	Michael Intagliata	-
1988-89	Gary Johnson	Gary Pellis	-
1989-90	Ray Storey	Gary Johnson	-
1990-91	Laurie Mayne	Peter Gardiner	Michael Bevis
1991-92	Laurie Mayne	Doug McLaggan	-
1992-93	Ray Storey	Des Purcell	-
1993-94	Ray Storey	Peter Gardiner	Michael Bevis
1994-95	Ray Storey	Doug McLaggan	-
1995-96	Stewart Storey	Eddie Nott	-
1996-97	Ross Larobina	Mario Tenace	Richie Cudmore
1997-98	Mario Tenace	Adrian Luvara	Craig Rule
1998-99	Allan Burke	Joe Ansaldo	Allan Burke
1999-00	Mark Gauci	Mark Schuliga	John Sadler
2000-01	Mark Schuliga	Joe Ansaldo	Chris Wright
2001-02	Shane Golds	Ricky Bell	William Lai
2002-03	Shane Golds	-	Allan Cumming
2003-04	John Talone	-	Allan Cumming
2004-05	-	Jesse Felle	James Clarke
2005-06	-	-	Paul Hedjes
2006-07	Rahul Sharma	Jesse Felle	Nigel Walker
2007-08	-	-	Peter Chiera/William Lai
2008-09	Justin Willee	Kevin Gardiner	Justin Willee
2009-10	Brett Curran	Norm Wright	Alan Harry
2010-11	Dean Lawson	Kevin Gardiner	Steven Ball

Fifth Eleven (No 5th Eleven between seasons 1993-94 to 2002-03)

	Batting	Bowling	Fielding
1991-92	Warwick Knill	Jeff Nicol	-
1992-93	Darren Caton	Jeff Nicol	-
2003-04	-	Steven Ball	Steven Ball
2004-05	-	Luke Ryan	Robert Ryan
2005-06	Steve Bonfa	-	Liam Brown
2006-07	Steve Bonfa	Jesse Nankivell-Sandor	Phill King
2007-08	Sandro Capocchi	Kevin Gardiner	Phill King
2008-09	Simon Payton	-	Luke Malone
2009-10	Tom King	Peter Smith	John Talone
2010-11	Dean Jukic	Dean Jukic	Chris O'Haire

Sixth Eleven

	Batting	Bowling	Fielding
2004-05	Steven Ball	Steven Ball	Peter Fenaughty
2005-06	Steven Ball	Steven Ball	Shane Comino
2006-07	Domenic Chiera	Domenic Chiera	Callum MacGregor
2007-08	Dean Lawson	Antony Sherer	Paul Hobbs
2008-09	Alan Harry	Mark Madden	Steven Ball
2009-10	-	James Thorneycroft	Phill King
2010-11	John Talone	Tim Fisher	Stephen Tassos

Seventh Eleven

	Batting	Bowling	Fielding
2005-06	Matt Gauci	Paul Comino	William Lai
2006-07	Simon Payton	-	Simon Payton
2007-08	-	-	Shaun Rayment
2008-09	George Loh	-	Tom Aitken
2009-10	Rahul Sharma	Greg Nicol	Luke Marinelli
2010-11	-	John Brelis	Tom Aitken

Eighth Eleven

	Batting	Bowling	Fielding
2006-07	Dean Lawson	Sam O'Brien	Paul Hobbs
2007-08	Sean O'Kane	-	John Brelis
2008-09	-	-	Peter Bonfa
2009-10	Team withdrawn after Round 2 - loss of ground		
2010-11	-	Tim Ryan	Tim Ryan

Season Review 2010/11 (continued from Page 23)

The MMVCA fixture for our Thirds contained 14 teams, which was a recipe for disaster. To enable each team to play each other it became a virtual one-day grade, and the washouts made it even worse.

As the MMVCA tried to extricate itself from its self-caused problem of a 14-team grade and washouts, it only dug itself deeper. Combined with curious eligibility requirements of which players could participate in make-up games, and then "exemptions" which allowed up to a third of a team to be granted permits to play, it was a schemozzle for the whole season. Fittingly, we were given a forfeit in the last game of the season when the opposition was unable to get enough players onto the park due to these crazy eligibility requirements.

Issues with the MMVCA should no longer be an issue, as off-season moves strongly suggest that this association will be extinct by 2011/12. Indications are that the turf grades will go to the VTCA, and the senior matting will be integrated into the NWCA.

Continued Page 26

Ninth Eleven

	Batting	Bowling	Fielding
2007-08	-	-	Jason Dolezal-May
2008-09	-	-	Mitchell O'Meara
2009-10	-	-	Paul Comino
2010-11	Sunny Sharma	Sunny Sharma	Beau Velona

Tenth Eleven

	Batting	Bowling	Fielding
2008-09	Glenn Perussich	-	Dave Hutchison
2009-10	Dave Hutchison	Glenn Perussich	Daniel Gorham
2010-11	Team withdrawn after Round 4		

Women's First Eleven

	Batting	Bowling	Fielding
2007-08	Kim Johnston	Sam Lawson	Tien Ha
2008-09	Kim Johnston	Sam Lawson	Natalie Demarte
2009-10	Tien Ha	Tien Ha	Tien Ha
2010-11	Natalie Demarte	Tracy Armstrong	Clare Ardern

Women's Second Eleven

	Batting	Bowling	Fielding
2008-09	Sam Marr	Nicole McLachlan	Clare Ardern
2009-10	Natalie Demarte	Tracy Armstrong	Elizabeth Marr

Season Review 2010/11 (continued from Page 25)**We're a big club**

We have tapered off a bit since we were officially the biggest cricket club in Victoria in the 2008/09 season, with 26 senior and junior teams.

In 2010/11 we fielded 19 teams – starting with 10 men's teams, a women's team and eight junior teams.

Most of our reduction has been in the junior grades, where we fielded just two teams in each of the four age groups, and conceded several walkovers in Under 14s and Under 16s.

Some of our junior teams did it hard, with wins few and far between. Admittedly, the weather didn't help us, with washouts when we had a chance to win in some matches.

While we're no longer the biggest cricket club in the State, we're still way up there, and will need to refocus on what we need to do to regrow our junior ranks.

Our women's cricket commitment

Following on from the 2009/10 season when we fielded two teams and struggled at times to fill them, we made the sensible decision this season to cut back to one side.

Continued Page 31

Most Centuries

Ian Denny	20	Bill Loughron	5
Michael Harvey	16	Darren Nagle	4
Warwick Nolan	13	Neil Henderson	4
Sandro Capocchi	9	Laurie Mayne	4
Arosha Perera	8	Bill Nagel	4
Mark Gauci	8	Shane Golds	4
Glen Courts	5	Lou Raffaele	4

A Century on Debut

Warwick Nolan	127	First Eleven	vs Coolaroo	1981-82
Bill Loughron	100 *	First Eleven	vs St. Christophers	1991-92
David Roach	164	First Eleven	vs Avondale Heights	2009-10

Consecutive Centuries

Warwick Nolan	103 *	First Eleven	vs Airport West	1988-89
	115	First Eleven	vs Keilor Park	1988-89
Ian Denny	139 *	First Eleven	vs Buckley Park	1990-91
	108 *	First Eleven	vs Kealba Green Gully	1990-91
Sandro Capocchi	101 *	Second Eleven	vs Hadfield	1991-92
	106 *	Second Eleven	vs Buckley Park	1991-92
Shane Golds	136 *	Fourth Eleven	vs St. Francis	2001-02
	175	Fourth Eleven	vs Haig Amateurs	2001-02
Matt Thomas	131 *	Seventh Eleven	vs Pascoe Vale	2006-07
	126	Second Eleven	vs Tullamarine	2006-07
Arosha Perera	157	First Eleven	vs Craigieburn	2008-09
	109	First Eleven	vs Aberfeldie Park	2008-09
Dean Lawson	124	Sixth Eleven	vs Sydenham-Hillside	2008-09
	157	Sixth Eleven	vs Buckley Park	2008-09

Most Runs in a Season

806	Neil Henderson	1971-72
799	Bill Nagel	1982-83
658	Michael Harvey	1994-95
654	Arosha Perera	2008-09
636	Glen Courts	2000-01
634	Ian Denny	1995-96
627	Shane Golds	2001-02
622	Warwick Nolan	1982-83
618	Glen Courts	1999-00
615	Mario Tenace	1996-97
614	Robert Lamberti	1990-91
611	Ian Denny	1989-90
604	Arosha Perera	2009-10
565	Lou Raffaele	2009-10
563	Arosha Perera	2007-08
559	Darren Nagle	2006-07

28 **Batting Records**

Century Makers

Peter Brear	218	Darren Nagle	125	Michael Harvey	111
Matt Gauci	211 *	Sandro Capocchi	124	Michael Harvey	111
Glen Courts	177 *	Sandro Capocchi	124	Heath Jones	111
Shane Golds	175	Lou Raffaele	124	Bill Nagel	111
Michael Harvey	171	Dean Lawson	124	Sean O'Kane	111 *
Lou Raffaele	170	Allan Burke	123 *	Ben Thomas	110 *
Lou Raffaele	169	Fred Phillips	123 *	Steven Ball	110
Ian Broadbent	165 *	Laurie Mayne	122 *	Sean O'Kane	110
David Roach	164	Bill Loughron	122 *	Ian Denny	110
Craig McBean	161	Arosha Perera	122 *	Ian Denny	110
Shane Golds	160	Danny Fitzpatrick	122	Warwick Nolan	109 *
Patrick Felmingham	159	John Berto	121	Glen Courts	109
Steve Battison	158	Ian Denny	121	Ian Denny	109
Dean Lawson	157	Ian Denny	121	Glenn Eismontas	109
Arosha Perera	157	Robert Lamberti	121	Danny Fitzpatrick	109
Alan Harry	155 *	Sean O'Kane	121	Arosha Perera	109
Ian Denny	155 *	Ian Denny	120 *	Ian Denny	108 *
Mark Gauci	155	Sam Coventry-Poole	120 *	Greg Meyers	108 *
Michael Harvey	155	Shane Golds	120	Geoff McKeown	108 *
Warwick Nolan	154 *	Danny Terzini	120	Sandro Capocchi	108
Ian Denny	154	Shane Williams	120	Ian Denny	108 *
Bill Nagel	152 *	Sandro Capocchi	120	Michael Harvey	108 *
Arosha Perera	150	Rajan Aiyappan	119 *	Glen Courts	107
David Jolley	148 *	Pat Felmingham	119	Mark Gauci	107
Ray Storey	148 *	Warwick Nolan	119	Dale Hadfield	107
Ian Denny	146	Warwick Nolan	119	Michael Harvey	107
Michael Harvey	145	Peter Boulouxis	118	Greg Peters	107
Neil Henderson	144	Warwick Nolan	117 *	Bryce Peter-Budge	107
Eddie Nott	144	Rod McLeod	117 *	Sandro Capocchi	106
Sandro Capocchi	144	Jim Polondis	117 *	Arosha Perera	106 *
Shane Williams	142	Michael Harvey	117	Ian Denny	106 *
Ian Denny	140	Alan Hughes	117	Mark Gauci	106 *
Ian Denny	139 *	Bill Loughron	117	Matt Gauci	106 *
Mark Gauci	139	Mark Schuliga	117	David Jolley	106 *
Darren Nagle	139	Michael Cumbo	117	Mark Gauci	105 *
Charlie Gila	138	Bill Nagel	116	Robert Lamberti	105
Grant Moore	138	Peter Boulouxis	115	Warwick Nolan	105
Geoff Serong	138	Glen Courts	115	Michael Harvey	104
Neil Henderson	137	Warwick Nolan	115	Adrian Luvara	104
Ian Denny	136 *	Tom Taylor	115	Bill Nagel	104 *
Shane Golds	136 *	Dale Ward	115	Warwick Nolan	104 *
Sandro Capocchi	136	Prateek Chaudhary	114 *	Warwick Nolan	104
Warwick Nolan	136	Charlie Distefano	114	David Caccamo	104
Arosha Perera	136	Gary Dudderidge	114	Neil Henderson	104
Warwick Nolan	134	Ian Sutherland	114	Dean Jukic	104
Channa DeSilva	134	Daniel Phillips	114	Joe Reitano	104 *
Matt Thomas	133 *	Arosha Perera	113 *	Allan Burke	103 *
Neil Henderson	133	Amit Chaudhary	113 *	Darren Nagle	103 *
Ian Denny	132 *	Robert Semmens	113	Glen Courts	103 *
Rod McLeod	132	Danny Terzini	113	Darryl Elliott	103
Matt Thomas	131 *	Michael Harvey	113	Wayne Nicol	103
Robert Lamberti	131	Michael Harvey	113	Warwick Nolan	103
Geoff McKeown	130 *	Frankie Reitano	113	Danny Fitzpatrick	102 *
Mark Gauci	128 *	Mario Tenace	112 *	Mark Gauci	102 *
Warwick Nolan	127	Laurie Mayne	112	Sunny Sharma	102 *
Matt Thomas	126	George Pearson	112	Tony Darvill	102
Ian Denny	125	Dale Ward	111	Ian Denny	102

Century Makers

Sandro Capocchi	102	George Pearson	101	Peter Rogan	100
Alan Sutherland	102	Dominic Aloï	100 *	Ray Storey	100
Danny Terzini	102	Ian Sutherland	100 *	Jamie Howard	100
Andrew Walker	102	Mario Tenace	100 *	Michael Harvey	100
Norm Wright	102	Mario Tenace	100 *	Michael Harvey	100
Bill Loughron	102	Lou Raffaele	100 *	Michael Harvey	100
Joel Wilford	102	Vikash Chand	100 *	Michael Harvey	100
Sandro Capocchi	101 *	Tony Gleeson	100 *	Ian Denny	100
Ben Thomas	101 *	Darren Caton	100 *	Arosha Perera	100
Ian Denny	101 *	Ian Broadbent	100 *	Darren Caton	100
Michael Harvey	101 *	Ross Larobina	100	Harvey Saward	100
Bill Loughron	101 *	Bill Loughron	100	Laurie Mayne	100
Nick Launer	101 *	Laurie Mayne	100	Darren Nagle	100
Mark Gauci	101 *				

Top Tens for 2010-11

Top 10 Run Scorers

	Runs
Amit Chaudhary	443
Rahul Sharma	354
Dean Lawson	296
Mark Gauci	272
Rajan Aiyappan	264
Joel Wilford	262
Lou Raffaele	261
Ben Thomas	252
Dean Jukic	250
Matt Thomas	246

Top 10 Batting Averages (min 200 runs)

	Runs	Aver
Amit Chaudhary	443	49.2
Dean Lawson	296	37.0
Rahul Sharma	354	35.4
Steven Nickelson	210	35.0
Ian Denny	237	33.9
Dean Jukic	250	31.3
Matt Thomas	246	30.8
Ben Thomas	252	28.0
Rajan Aiyappan	264	26.4
Lou Raffaele	261	26.1

Top 10 Wicket Takers

	Wkts
Amit Chaudhary	36
Peter Smith	30
Tim Fisher	28
Pat Taylor	23
George Loh	20
Dean Jukic	19
Patrick Russell	18
Evan Blythe	18
Simon Thornton	17
Tanya McDonald	17

Top 10 Bowling Averages (min 15 wkts)

	Wkts	Aver
Peter Smith	30	10.1
Dean Jukic	19	10.2
Patrick Russell	18	11.1
Tim Fisher	28	11.8
Pat Taylor	23	12.7
Amit Chaudhary	36	12.8
George Loh	20	16.4
Simon Thornton	17	17.4
Evan Blythe	18	18.3
Bede Gannon	17	19.8

Record Partnerships

First Eleven			Year	
1st	W. Nolan	B. Nagel	204	1982-83
2nd	G. Courts	D. Jolley	271	1999-00
3rd	G. Peters	R. Lamberti	204	1993-94
4th	B. Loughron	G. Courts	188	1999-00
5th	R. Aiyappan	P. Felmingham	178	2009-10
6th	I. Denny	B. Loughron	178	1991-92
7th	I. Denny	M. Harvey	187	2000-01
8th	S. Marshall	T. Nagle	107	1990-91
9th	P. Wood	C. Nethercliff	86	1977-78
10th	K. McManamny	R. Corollo	78	1977-78

Fifth Eleven			Year	
1st	J. Talone	M. Cumbo	162	2007-08
2nd	L. Raffaele	J. Polonidis	167	2008-09
3rd	S. Payton	J. Talone	147	2007-08
4th	L. Raffaele	D. Terzini	167	2009-10
5th	S. Payton	J. de Niese	157	2008-09
6th	J. McKenzie	S. Ball	146*	2003-04
7th	T. King	S. Ward	91	2010-11
8th	S. Malone	L. Malone	71	2008-09
9th	N. Newton	C. Ion	70	1991-92
10th	S. Fenaughty	N. Walker	44	2005-06

Second Eleven			Year	
1st	D. Nagle	L. Raffaele	237	2009-10
2nd	D. Nagle	P. Felmingham	300	2006-07
3rd	R. McLeod	B. Hallett	125	1981-82
	J. Howard	M. Caccamo	"	2000-01
4th	M. Thomas	I. Denny	138	2006-07
5th	J. Polonidis	M. Cini	120*	2004-05
6th	S. Marshall	S. Golds	143	1997-98
7th	W. Nolan	R. Taylor	88	2001-02
8th	M. Cini	P. Nicol	74	2001-02
9th	M. Walker	P. Nicol	62	2003-04
10th	M. Cini	J. Bonfa	110	2001-02

Sixth Eleven			Year	
1st	D. Lawson	S. Ball	212	2008-09
2nd	B. Thomas	L. Raffaele	160	2010-11
3rd	S. Ball	S. O'Brien	100	2007-08
4th	Al Harry	M. Madden	178*	2008-09
5th	M. Madden	R. Cooney	52	2006-07
6th	J. McKenzie	R. Ball	74	2004-05
7th	S. Ali	S. O'Brien	104	2007-08
8th	D. Chiera	L. C. Poole	54	2006-07
9th	P. Bonfa	P. Legato	50	2009-10
10th	S. Ball	R. Ball	70	2006-07

Third Eleven			Year	
1st	S. Cov-Poole	G. Pearson	188	2009-10
2nd	J. Talone	P. Brear	203	1994-95
3rd	P. Felmingham	Mt Gauci	171*	2008-09
4th	D. Terzini	J. Howard	177	2001-02
5th	L. Mayne	M. Intagliata	153	1980-81
6th	B. Sciacchitano	S. Williams	149	1997-98
7th	R. Breschkin	H. Jones	106	2003-04
8th	L. Luhm	P. Malcolm	102	2001-02
9th	J. Polonidis	S. Golds	98	1994-95
10th	P. Gardiner	D. Bartholomeuz	93	1998-99

Seventh Eleven			Year	
1st	V. Rajababu	R. Cooney	88	2007-08
2nd	B. Thomas	A. Payton	82	2006-07
3rd	M. Thomas	S. Payton	162*	2006-07
4th	C. Stafford	S. Blandford	82	2005-06
5th	I. Denny	G. Peters	109*	2005-06
6th	S. Malone	Jb Lumsden	71	2006-07
7th	J. Little	J. Nank-Sandor	68	2008-09
8th	R. Fairclough	J. Nank-Sandor	56	2008-09
9th	W. Nicol	F. Bonfa	39	2009-10
10th	S. Payton	S. O'Brien	31*	2006-07

Fourth Eleven			Year	
1st	D. Aloï	R. Larobina	168	1996-97
2nd	T. Darvill	D. Ryan	115	1984-85
3rd	C. Gila	B. Sciacchitano	187	1991-92
4th	G. McKeown	J. Reitano	167	2001-02
5th	R. Larobina	B. Sciacchitano	161	1996-97
6th	S. Golds	C. Wright	158	2001-02
7th	S. Golds	M. Walker	172	2001-02
8th	S. Ball	B. Curran	124*	2009-10
9th	I. Denny	A. Cumming	85	2005-06
10th	J. Ansaldo	D. Phillips	71	2000-01

Eighth Eleven			Year	
1st	D. Lawson	J. Carroll	156	2006-07
2nd	J. Carroll	P. Rathod	123	2006-07
3rd	E. Clarke	P. Bonfa	104	2008-09
4th	A. Chaudhary	J. Wilford	84	2010-11
5th	A. Chaudhary	S. Coventry-Pool	103	2010-11
6th	S. Comino	Jrr. Clarke	40*	2008-09
7th	M. Spagna	J. McKenzie	84	2007-08
8th	D. Gorham	R. Gorham	58	2010-11
9th	M. Madden	J. De Niese	34	2006-07
10th	E. Greenfield	S. O'Brien	38	2006-07



Ninth Eleven			Year	
1st	J. Carroll	A. Cumming	76	2008-09
2nd	L. Raffaele	Da Brown	126	2008-09
3rd	Mk Gauci	K. Garland	87	2010-11
4th	A. Baldessarro	L. Marinelli	61	2008-09
5th	P. Golding	F. Tran	85	2007-08
6th	K. Kenny-Jones	S. Doriaswamy	94	2010-11
7th	D. Sapuppo	A. Chaudhary	69*	2010-11
8th	S. Rayment	N. Taylor	19	2008-09
9th	S. Ali	J. Johnston	59	2007-08
10th	J. Loy	C. Ardern	16	2009-10

Women's First Eleven			Year	
1st	K. Johnston	T. Ha	77	2008-09
2nd	K. Johnston	T. Ha	34	2007-08
3rd	S. Marr	C. Ardern	92	2009-10
4th	S. Marr	C. Ardern	77*	2009-10
5th	N. McLachlan	S. Wilson	61	2008-09
6th	L. Muratore	S. Lawson	34*	2008-09
7th	N. Waites	J. de Niese	32	2008-09
8th	B. Tankard	A. Walker	63*	2008-09
9th	R. Brelis	V. Thorneycroft	20	2008-09
10th	J. Marr	B. Lawson	20	2009-10

Tenth Eleven			Year	
1st	D. Hutchison	G. Perussich	104	2009-10
2nd	G. Perussich	T. Memery	106	2009-10
3rd	D. Hutchison	K. Memery	64	2008-09
4th	T. Memery	R. O'Brien	72	2008-09
5th	G. Perussich	K. Tankard	46	2009-10
6th	Da Brown	D. Gorham	65	2009-10
7th	C. Koulouris	J. Martiniello	41	2008-09
8th	R. O'Brien	A. Coote	37	2008-09
9th	R. Gorham	S. O'Brien	23	2009-10
10th	G. Perussich	M. DiGiovine	51*	2009-10

Women's Second Eleven			Year	
1st	S. Marr	E. Marr	73	2008-09
2nd	S. Marr	T. Intagliata	79	2008-09
3rd	N. McLachlan	C. Ardern	42	2008-09
4th	N. McLachlan	C. Ardern	97	2008-09
5th	T. Armstrong	J. O'Brien	75	2009-10
6th	K. Johnston	J. O'Brien	59	2009-10
7th	J. O'Brien	J. Spagna	27	2009-10
8th	J. O'Brien	D. Ward	26	2009-10
9th	D. Ward	V. Moore	13	2009-10
10th	N. Waites	V. Moore	30	2009-10

Most Centuries in a Season

4	Neil Henderson	1971-72
4	Sandro Capocchi	1991-92
4	Michael Harvey	1994-95
3	Glen Courts	1999-00
3	Ian Denny	2007-08

Season Review 2010/11 (continued from Page 26)

Even with that, towards the end of the season we took to the field short on several occasions.

Our initial coaching appointment for the team didn't work out, and we parted ways with the coach when we were not prepared to cede greater powers to him than those given to our senior coach Lou Raffaele, and weren't prepared to take away the responsibilities of the captain and vest them in him.

Life member Jim McKenzie then stepped into the breach and took on the job, and it's fair to say the girls had an enjoyable time at training and played with a new purpose for the rest of the season, even if we didn't chalk up any wins. Well done to Stynesy for taking on the job.

Stability at the top – coach and captain

Our mantras over the past three seasons have been consistency, stability and communication, and these again came to the fore in 2010/11.

Coming off the most successful season in the Club's history, the reappointment of Lou Raffaele as coach after the required advertisement and interview period was very much expected. It was Lou's fourth year as coach, and meant consistency in message to our players, stability at the top and communication in that we all know what Lou wants and how he wants it.

Mark Gauci was appointed as captain of our First Eleven for his sixth year, and also provided that stability and consistency at the top.

A Pair of Spectacles

Steve Marshall	Third Eleven	vs Airport West	1987-88	(Same Day)
Gavin Barling	Fifth Eleven	vs Strathmore	1991-92	
Jeff Nicol	Fifth Eleven	vs Westmeadows	1991-92	
Warwick Nolan	First Eleven	vs Tullamarine	1993-94	
Joe Bonfa	Fourth Eleven	vs Aberfeldie Park	1993-94	
Harry Charalambous	Fourth Eleven	vs Glenroy	1995-96	(Same Day)
Shane Frenette	Fourth Eleven	vs Coburg Amateurs	2000-01	
Patrick Malcolm	Third Eleven	vs Pascoe Vale United	2001-02	
Mark Schulliga	Third Eleven	vs Pascoe Vale United	2001-02	
James Clarke	Fourth Eleven	vs Maribyrnong Park	2001-02	
Matt McAuliffe	Fourth Eleven	vs Coburg Amateurs	2001-02	(Round 5)
Matt McAuliffe	Fourth Eleven	vs Maribyrnong Park	2001-02	(Round 6)
Steve Allan	First Eleven	vs Aberfeldie	2002-03	
Daniel Phillips	Second Eleven	vs Aberfeldie	2002-03	
Peter Smith	Third Eleven	vs Aberfeldie St. Johns	2002-03	
Chris Sinclair	Third Eleven	vs Maribyrnong Park	2002-03	
Mark Nicol	Third Eleven	vs Maribyrnong Park	2002-03	
Daniel Ayers	Third Eleven	vs Maribyrnong Park	2002-03	
Daniel Ayers	Fourth Eleven	vs Flemington Colts	2002-03	(Same Day)
Michael Cumbo	Fourth Eleven	vs Maribyrnong Park	2002-03	
Paul Nicol	Second Eleven	vs Craigieburn	2004-05	(Same Day)
Dale Hadfield	Second Eleven	vs Tullamarine	2004-05	(Same Day)
Joe Ansaldo	Fourth Eleven	vs Sunshine Heights	2004-05	
Daniel Ayers	Fourth Eleven	vs Sunshine Heights	2004-05	
Tony Marasco	First Eleven	vs Greenvale	2005-06	
Allan Cumming	Fourth Eleven	vs Moonee Valley (5th's)	2005-06	
Joel Costigan	Fifth Eleven	vs Aberfeldie St. Johns	2005-06	
Alexei Borrell	Third Eleven	vs Glenroy	2006-07	
Geoff McKeown	First Eleven	vs Craigieburn	2007-08	
Matt Thomas	First Eleven	vs Craigieburn	2008-09	
James Thorneycroft	Sixths Eleven	vs St Francis	2009-10	(Same Day)
Dean Jukic	Second Eleven	vs Werribee Centrals	2009-10	
Evan Blythe	Second Eleven	vs Werribee Centrals	2009-10	

Season Review 2010/11 (continued from Page 31)

Brett Curran was reappointed captain of the Fourths, Danny Terzini skipper of the Sixths and Allan Cumming captain of the Eighths.

George Loh joined experienced skipper Dino Sapuppo as co-captains of the Fifths, past skipper Simon Payton took on the one-day Sevens and Sunny Sharma transferred his leadership baton from the Sevens to the Ninths.

George Pearson stepped up to captain the Thirds for their promotion to B Turf, and Clare Ardern brought enthusiasm and commitment to the role as captain of our Women.

We looked to the future in appointing Evan Blythe as a young skipper of the Seconds, with an even-younger Bede Gannon learning the ropes as his vice-captain.

We believe we have a strong leadership group at the Club, and these appointments all supported that view.

Significant milestones

Two of the greatest servants of our Club, John "Odie" Talone and Jim Polonidis, reached significant milestones in 2010/11.

Odie became just the fifth player in Moonee Valley's history to record 250 games, while Jim Polonidis joined just 15 others when he brought up game 200 in the last VTCA round of the season.

Continued Page 36

Most Ducks for Moonee Valley

43	Joe Ansaldo	23	Michael Cumbo	19	Allan Cumming	16	Matt Gauci
33	Sandro Capocchi	21	Shane Comino	18	Daryl Elliot	16	Dino Sapuppo
32	Gary Irons	21	Geoff McKeown	18	Mark Wakeling	15	Andrew Payton
28	Danny Terzini	21	Shaun Rayment	18	Matt Thomas	15	Joe Hoseman
27	Peter Boulouxis	20	Dean Jukic	18	Jim Polonidis	15	Tony Coco
27	Ian Sutherland	19	Jeff Nicol	18	Darren Nagle	15	William Lai
27	Tim Fisher	19	Joe Bonfa	18	Phill King	15	Evan Blythe
26	Peter Gardiner	19	Frank Caruso	17	Peter Smith	15	Wayne Nicol
25	Mick Intagliata	19	Ian Denny	17	Paul Comino	15	Vicki Moore
25	Greg Meyers	19	Jim McKenzie	17	Peter Fenaughty		
25	John Talone	19	Bob Sciacchitano	17	Kevin Gardiner		

Most Ducks in a Season

James Thorneycroft	8	2009-10	Michael Cumbo	4	2002-03
Victoria Thorneycroft	8	2009-10	Sam Lawson	4	2007-08
Richard Cooney	7	2007-08	Sam Lawson	4	2008-09
Kevin Gardiner	6	1982-83	Lina Muratore	4	2007-08
Matt McAuliffe	6	2001-02	Jen Bishop	4	2008-09
Paul Hedjes	6	2005-06	William Lai	4	2002-03
Shaun Rayment	6	2005-06	Daniel Phillips	4	2002-03
Maddie Stafford	6	2007-08	Justin Willee	4	2002-03
Tanya McDonald	6	2009-10	Benn Martiniello	4	2008-09
Vicki Moore	6	2009-10	Pat Malcolm	4	2003-04
Shane Comino	6	2006-07	Joe Ansaldo	4	2004-05
Shane Comino	5	2007-08	Joe Ansaldo	4	2009-10
Ricky Bell	5	2001-02	Domenic Chiera	4	2004-05
Allan Cumming	5	2002-03	David Graetz	4	2004-05
Allan Cumming	5	2005-06	Seamus Fenaughty	4	2004-05
Shaun Rayment	5	2010-11	Peter Fenaughty	4	2010-11
Rex Bennett	5	2003-04	Dino Sapuppo	4	2004-05
Phill King	5	2003-04	Dino Sapuppo	4	2006-07
Dale Hadfield	5	2004-05	Andrew G. Walker	4	2004-05
David Graetz	5	2005-06	Stewart Blandford	4	2006-07
Joel Costigan	5	2006-07	Paul Hobbs	4	2008-09
Andrew Payton	5	2007-08	Bernadette Hobbs	4	2007-08
Vicki Moore	5	2008-09	Dean Jukic	4	2006-07
Adele Walker	5	2008-09	Peter Smith	4	2006-07
Clare Ardern	5	2009-10	Lisa Spagna	4	2007-08
Evan Blythe	5	2009-10	Belinda Tankard	4	2007-08
David Hutchison	5	2009-10	Victoria Thorneycroft	4	2007-08
Liam McIntosh	5	2009-10	Graeme Walker	4	2007-08
Jesse N'vell-S'dor	5	2009-10	Sally Wilson	4	2007-08
Patrick Russell	5	2009-10	Sally Wilson	4	2009-10
Diane Ward	5	2009-10	Shaun Rayment	4	2008-09
Daniel Ayers	5	2002-03	Carolyn Tan	4	2008-09
Daniel Ayers	4	2004-05	Matt Thomas	4	2008-09
Greg Meyers	4	1983-84	John Brelis	4	2009-10
Luke Gooley	4	1994-95	Ros Brelis	4	2008-09
Brad King	4	1996-97	Tien Ha	4	2009-10
Phill King	4	2009-10	George Loh	4	2009-10
Shane Phillips	4	1999-00	Greg Nicol	4	2007-08
Tim Fisher	4	2001-02	Greg Nicol	4	2009-10
Tim Fisher	4	2002-03	Nick Taylor	4	2009-10
Tim Fisher	4	2003-04	Patrick Taylor	4	2009-10
Tim Fisher	4	2006-07	Beau Velona	4	2009-10
Steve Allan	4	2002-03	Jenny O'Brien	4	2007-08
Sandro Capocchi	4	2007-08	Jenny O'Brien	4	2008-09
Jake de Niese	4	2010-11	Vicki Moore	4	2010-11
Channa DeSilva	4	2010-11			

Most Sixes in a Innings

Lou Raffaele	17	(170)	5th Eleven	vs Barkly St United	2009-10
Shane Williams	13	(120)	Third Eleven	vs Airport West	1997-98
Matt Gauci	11	(211*)	Fourth Eleven	vs Coolaroo	2006-07
Paresh Rathod	11	(95)	Eighth Eleven	vs St. Mary's	2006-07
Sean O'Kane	11	(111)	First Eleven	vs Flemington	2008-09
Ian Denny	10	(154)	First Eleven	vs Kealba Green Gully	1987-88
Ian Denny	10	(108)	First Eleven	vs Kealba Green Gully	1990-91
Ian Denny	10	(139)	First Eleven	vs Buckley Park	1990-91
Geoff McKeown	10	(130)	Fourth Eleven	vs Aberfeldie St. Johns	2001-02
Vikash Chand	10	(100*)	Eighth Eleven	vs Rockbank	2006-07
Peter Rogan	9	(100)	Third Eleven	vs Pascoe Vale	1991-92
Shane Williams	9	(142)	Third Eleven	vs Tullamarine	1992-93
Peter Brear	9	(218)	Third Eleven	vs Westmeadows	1994-95
Ian Denny	9	(102)	First Eleven	vs Kealba Green Gully	1995-96
Ian Denny	9	(121)	First Eleven	vs Oak Park	1997-98
Glen Courts	9	(115)	First Eleven	vs Glenroy	2000-01
Ian Denny	9	(144)	Fifth Eleven	vs St Marys	2007-08
David Roach	9	(164)	First Eleven	vs Avondale Heights	2009-10
Amit Chaudhary	9	(98*)	Ninth Eleven	vs Aberfeldie Park	2010-11
Ian Denny	8	(125)	First Eleven	vs Pascoe Vale	1987-88
Robert Semmens	8	(113)	Third Eleven	vs Craigieburn	1987-88
Craig McBean	8	(161)	Third Eleven	vs Buckley Park	1987-88
Danny Terzini	8	(120)	Third Eleven	vs Tullamarine	1997-98
Ian Denny	8	(121)	First Eleven	vs Glenroy	2000-01
Grant Moore	8	(138)	Third Eleven	vs Royal Park Reds	2000-01
Sandro Capocchi	8	(136)	Third Eleven	vs Barkly St.	2003-04
Jesse Felle	8	(71)	Sixth Eleven	vs Strathmore Heights	2006-07
Amit Chaudhary	8	(113*)	Eighth Eleven	vs St Albans	2010-11
Mark Gauci	8	(101*)	Ninth Eleven	vs Brunswick	2010-11
Lou Raffaele	8	(124)	Sixth Eleven	vs Coolaroo	2010-11

Most Runs Off One Over by a Moonee Valley batsman

Jesse Felle	32		Fourth Eleven	vs Moonee Valley 5ths	2006-07
Robert Semmens	30		Third Eleven	vs Craigieburn	1987-88
Jesse Felle	28		Sixth Eleven	vs Strathmore Heights	2006-07
Matt Gauci	27		Fourth Eleven	vs Coolaroo	2006-07
Ian Denny	26		First Eleven	vs Donnybrook	1996-97
Matt Gauci	26		Fourth Eleven	vs Gladstone Park	1997-98
Adrian Giordano	26		Third Eleven	vs Ascot Vale	2005-06
Vikash Chand	25		Eighth Eleven	vs Rockbank	2006-07
Ian Denny	25		Seventh Eleven	vs Sunshine YCW	2007-08
Sean O'Kane	24		First Eleven	vs Avondale Heights	2009-10
Matt Gauci	24		Seventh Eleven	vs St Mary's	2005-06
Matt Gauci	23		Fourth Eleven	vs Coolaroo	2006-07
Sean O'Kane	23		Third Eleven	vs St Andrews	2008-09
Arosha Perera	22		First Eleven	vs Craigieburn	2008-09
David Roach	22		First Eleven	vs Avondale Heights	2009-10
Lou Raffaele	22		Sixth Eleven	vs Coolaroo	2010-11
Mark Madden	21		Eighth Eleven	vs Pascoe Vale	2006-07
Ian Denny	21		Ninth Eleven	vs St Andrews	2007-08
Jesse Felle	21		Fifth Eleven	vs East Coburg	2008-09
Mark Gauci	20	(twice)	Ninth Eleven	vs Brunswick	2010-11
Paresh Rathod	20		Second Eleven	vs Aberfeldie Park	2006-07
Lou Raffaele	20		Sixth Eleven	vs Coolaroo	2010-11
Geoff McKeown	20		First Eleven	vs Keilor Park	2010-11

Hat Tricks

Colin Netherclift	First Eleven	vs Campbellfield	1975-76
Bill Nagel	First Eleven	vs Oak Park	1975-76
Robert Corollo	Second Eleven	vs Keilor Park	1980-81
Gary Johnson	Third Eleven	vs Tullamarine	1990-91
Ian Denny	First Eleven	vs Gladstone Park	1994-95
Brendan Knowles	Third Eleven	vs Westmeadows	1994-95
Jim Polonidis	Second Eleven	vs Oak Park	1995-96
Ian Denny	First Eleven	vs West Coburg	1998-99
Shane Golds	Fourth Eleven	vs Port Phillip Combine	1999-00
William Lai	Third Eleven	vs Aberfeldie St. Johns	2002-03
Michael Cumbo	Fifth Eleven	vs The Socials	2003-04
Tim Fisher	Fourth Eleven	vs Moonee Valley 5ths	2006-07
Andrew Payton	Sixth Eleven	vs Balmoral	2007-08
Beau Velona	Eighth Eleven	vs Ascot Vale	2008-09
Daniel Phillips	Second Eleven	vs Flemington	2008-09
Craig Pridham	First Eleven	vs Taylors Lakes	2009-10

Most Wickets in a Season

49	Neil Henderson	1971-72
48	Colin Netherclift	1971-72
44	Ian Denny	1989-90
44	Danny Fitzpatrick	1996-97
43	Jude Perera	1990-91
43	Ian Denny	1992-93
42	Evan Blythe	2009-10
40	Gary Irons	1990-91
40	Darren Nagle	1994-95
40	Ian Denny	1995-96
40	Steve Allan	1999-00
40	Kane Harding	2008-09
39	Mark Schuliga	2004-05
39	John O'Brien	2008-09

Most Wickets in a Match

Brian Hallett	Third Eleven	vs Gladstone Park	12 wickets	1983-84
Colin Netherclift	First Eleven	vs Broadmeadows	11 wickets	1971-72
Jim McKenzie	Second Eleven	vs Buckley Park	11 wickets	1993-94
Peter Gardiner	First Eleven	vs St. Christophers	10 wickets	1978-79
Jim McKenzie	Fourth Eleven	vs Keilor Park	10 wickets	1984-85
Ian Denny	First Eleven	vs Kealba Green Gully	10 wickets	1992-93
Darren Nagle	First Eleven	vs Hadfield	10 wickets	1994-95
Steve Allan	First Eleven	vs West Coburg	10 wickets	1999-00

Most Wickets in an Over

Neil Henderson	First Eleven	vs Avondale Heights	4 wickets	1971-72
Robert Corollo	Second Eleven	vs Keilor Park	4 wickets	1980-81

Most Boundaries in a Innings

Peter Brear	38	29 +	9	(218)	Third Eleven	vs Westmeadows	1994-95
Matt Gauci	35	24 +	11	(211*)	Fourth Eleven	vs Coolaroo	2006-07
Dean Lawson	31	24 +	7	(157)	Sixth Eleven	vs Buckley Park	2008-09
Allan Harry	29	23 +	6	(155*)	Sixth Eleven	vs Buckley Park	2008-09
Craig McBean	28	21 +	7	(161)	Third Eleven	vs Buckley Park	1987-88
Ian Denny	28	21 +	7	(146)	First Eleven	vs Haig Amateurs	2000-01
Ian Denny	27	17 +	10	(154)	First Eleven	vs Kealba Green Gully	1987-88
Grant Moore	27	19 +	8	(138)	Third Eleven	vs Royal Park Reds	2000-01
Mark Gauci	27	22 +	5	(155)	Second Eleven	vs East Coburg	2001-02
Arosha Perera	27	26 +	1	(150)	First Eleven	vs Werribee Centrals	2007-08
Arosha Perera	27	24 +	3	(157*)	First Eleven	vs Craigieburn	2008-09
Lou Raffaelé	26	19 +	7	(169)	Second Eleven	vs Avondale Heights	2009-10
Charlie Gila	26	22 +	4	(138)	Third Eleven	vs Craigieburn	1991-92
David Roach	26	17 +	9	(164)	First Eleven	vs Avondale Heights	2009-10
Sandro Capocchi	25	17 +	8	(136)	Third Eleven	vs Barkly St.	2003-04
Ian Denny	25	21 +	4	(155*)	Sixth Eleven	vs Airport West-St Chr	2007-08
Ian Denny	24	14 +	9	(144)	Fifth Eleven	vs St Marys	2007-08
Michael Harvey	24	24 +	0	(171)	First Eleven	vs Campbellfield	1992-93
Shane Williams	24	15 +	9	(142)	Third Eleven	vs Tullamarine	1992-93
Warwick Nolan	24	21 +	3	(154)	First Eleven	vs Campbellfield	1996-97
Lou Raffaele	23	6 +	17	(170)	Fifth Eleven	vs Barkly St United	2009-10
Lou Raffaele	23	15 +	8	(124)	Sixth Eleven	vs Coolaroo	2010-11
Mark Gauci	23	20 +	3	(139)	Third Eleven	vs Haig Amateurs	2000-01
Matt Thomas	23	17 +	6	(126)	Second Eleven	vs Tullamarine	2006-07
Ian Denny	22	12 +	10	(139)	First Eleven	vs Buckley Park	1990-91
Glen Courts	22	21 +	1	(177)	First Eleven	vs Coburg Amateurs	1999-00
Shane Golds	22	21 +	1	(160)	Fourth Eleven	vs Haig Amateurs	2002-03
Matt Thomas	22	20 +	2	(131*)	Seventh Eleven	vs Pascoe Vale	2006-07
Dean Lawson	22	17 +	5	(124)	Sixth Eleven	vs Sydenham Hillside	2008-09
Ian Denny	21	13 +	8	(125)	First Eleven	vs Pascoe Vale	1987-88
David Jolley	21	19 +	2	(148)	First Eleven	vs Coburg Amateurs	1999-00
Glen Courts	21	19 +	2	(104)	First Eleven	vs Batman St. Marks	1999-00
Ian Denny	21	13 +	8	(121)	First Eleven	vs Glenroy	2000-01
Glen Courts	21	12 +	9	(115)	First Eleven	vs West Coburg	2000-01
Glen Courts	21	15 +	6	(109)	First Eleven	vs Pascoe Vale	2000-01
Mark Schuliga	21	15 +	6	(109)	Fourth Eleven	vs West Coburg	2000-01
David Jolley	21	20 +	1	(106)	First Eleven	vs Batman St. Marks	2001-02
Geoff McKeown	21	11 +	10	(130)	Fourth Eleven	vs Aberfeldie St. Johns	2001-02
Ian Denny	21	14 +	7	(136*)	Fourth Eleven	vs Royal Park Reds	2005-06
Ben Thomas	21	18 +	3	(110*)	Seventh Eleven	vs Haig Amateurs	2005-06
Ian Denny	21	14 +	7	(114)	Seventh Eleven	vs Sunshine YCW	2007-08

* = not out

Season Review 2009/10 (continued from Page 32)

Kevin Gardiner and Mark Gauci continued their rise up the ladder of games played when they each posted their 150th games during the course of the season.

Ian Denny remains on top of Moonee Valley's "most wickets" list and brought up his 600th wicket during the season, while John Talone is now 11th on the all-time run-scorers table with 4000 runs now under his belt.

Matt Thomas became the first player through our junior program to play 100 senior games when he reached his milestone on February 26 – just beating Tim Fisher, who brought up the milestone the following weekend.

And the tireless "Stynesy", Jim McKenzie, has the fourth-highest tally of wickets at Moonee Valley, reaching the 350 mark.

Steven Ball's 100th game in the last round before the Christmas break was a special moment in the modern history of the Moonee Valley Cricket Club.

Continued Page 41

Most Overs in an Innings

Gary Irons	Second Eleven	vs Moomba Park	45 overs	1993-94
Ian Denny	First Eleven	vs Keilor Park	43 overs	1988-89
Ian Denny	First Eleven	vs Craigieburn	43 overs	1997-98
Ian Denny	First Eleven	vs Taylors Lakes	40 overs	1997-98
Ian Denny	First Eleven	vs Taylors Lakes	37 overs	1995-96
Gary Irons	Second Eleven	vs Campbellfield	36 overs	1993-94
Shane Westlow	First Eleven	vs Pascoe Vale	34 overs	1996-97
Darren Nagle	First Eleven	vs Oak Park	33 overs	1989-90
Ian Denny	First Eleven	vs Tullamarine	33 overs	1995-96
Darren Nagle	First Eleven	vs Taylors Lakes	33 overs	1997-98
Darren Nagle	First Eleven	vs Craigieburn	33 overs	1997-98
Mark Schuliga	Third Eleven	vs St. Andrews	33 overs	2004-05
Ian Denny	First Eleven	vs Buckley Park	32 overs	1995-96
Brett Fletcher	First Eleven	vs Flemington	31 overs	2002-03
Tony Gleeson	First Eleven	vs Flemington	31 overs	2002-03

Most Consecutive Maidens

Dean Jukic	Second Eleven	vs Old Mentonians	8 maidens	2005-06
Amit Chaudhary	First Eleven	vs Werribee Centrals	8 maidens	2010-11
Gary Irons	Third Eleven	vs Strathmore	7 maidens	1991-92
Jude Perera	Second Eleven	vs Pascoe Vale	7 maidens	1993-94
Dino Sapuppo	Third Eleven	vs Pascoe Vale SC	7 maidens	2006-07
Jesse Felle	Fifth Eleven	vs East Coburg	7 maidens	2008-09
Norm Wright	Fourth Eleven	vs Pascoe Vale Centra	7 maidens	2010-11
Vishal Mehta	Fifth Eleven	vs Glenroy	7 maidens	2010-11
Tony Gleeson	First Eleven	vs Kingsville Baptists	6 maidens	2002-03
Will Mallory	First Eleven	vs Keilor Park	6 maidens	2003-04
Mark Gauci	First Eleven	vs Aberfeldie Park	6 maidens	2005-06
John O'Brien	Third Eleven	vs Pascoe Vale SC	6 maidens	2008-09
Bede Gannon	Third Eleven	vs St Marys	6 maidens	2008-09
Steve Allan	First Eleven	vs Glenroy	5 maidens	1999-00
Laurie Luhm	Third Eleven	vs Port Phillip	5 maidens	2001-02
Rex Bennett	First Eleven	vs Kingsville Baptists	5 maidens	2002-03
Brett Fletcher	First Eleven	vs Flemington	5 maidens	2002-03
Brett Fletcher	First Eleven	vs Tullamarine	5 maidens	2002-03
Matt Gauci	First Eleven	vs Craigieburn	5 maidens	2004-05
Joe Bonfa	Second Eleven	vs Craigieburn	5 maidens	2004-05
Joe Bonfa	Second Eleven	vs Sunshine YCW	5 maidens	2004-05
Rajat Sharma	Fourth Eleven	vs Aberfeldie St.Johns	5 maidens	2006-07
Kane Harding	First Eleven	vs Hoppers Crossing	5 maidens	2008-09
Kane Harding	First Eleven	vs Jacana	5 maidens	2008-09
Bob Sciacchitano	Fifth Eleven	vs East Coburg	5 maidens	2009-10
Liam McIntosh	Fifth Eleven	vs Royal Pk Reds	5 maidens	2009-10
Simon Thorton	Second Eleven	vs Footscray United	5 maidens	2009-10
Tracy Armstrong	Womens Firsts	vs Spotswood	5 maidens	2010-11
Chris Stafford	First Eleven	vs Strathmore	5 maidens	2010-11

Bowling Records

Most Runs Off a Moonee Valley Bowler in a Single Over

Kevin Gardiner	Fifth Eleven	vs Moonee Valley 4ths	32 runs	2006-07
Steven Ball	Sixth Eleven	vs St.Andrews	30 runs	2005-06
Peter Gardiner	Fourth Eleven	vs Tullamarine	29 runs	1997-98
Brian Moore	Second Eleven	vs Moomba Park	28 runs	1976-77
Alexei Borrell	Fourth Eleven	vs Coolaroo	28 runs	2005-06
Victoria Thorneycroft	North West	vs Spotswood	27 runs	2009-10
Damien O'Haire	Fourth Eleven	vs Flemington Colts	26 runs	2002-03
Joe Van Loon	Fourth Eleven	vs Coolaroo	26 runs	2005-06
Nigel Walker	Ninth Eleven	vs St Mary's	26 runs	2010-11
Peter Gardiner	Fourth Eleven	vs Tullamarine	25 runs	1997-98
John O'Brien	Fourth Eleven	vs Coolaroo	25 runs	2005-06
Jim McKenzie	Seventh Eleven	vs Pascoe Vale	25 runs	2008-09
Dino Sapuppo	Fifth Eleven	vs Barkly St Uniting	25 runs	2009-10
Murray Walker	Fourth Eleven	vs Maribymong Park	24 runs	2000-01
William Lai	Third Eleven	vs Aberfeldie St.Johns	24 runs	2001-02
Tim Fisher	Fourth Eleven	vs Merlynston/Hadfield	24 runs	2003-04
Richard Cooney	Sixth Eleven	vs The Socials	24 runs	2004-05
Steven Ball	Sixth Eleven	vs The Socials	24 runs	2005-06
Kosta Bolis	Seventh Eleven	vs Sunshine Heights	24 runs	2005-06
Duncan Brown	Seventh Eleven	vs Glenroy	24 runs	2006-07
Brett Curran	Eighth Eleven	vs Avondale Heights	24 runs	2006-07
Pat Felmingham	Third Eleven	vs East Coburg	24 runs	2008-09
Victoria Thorneycroft	North West	vs Spotswood	23 runs	2009-10
Grant McMurdo	Fifth Eleven	vs St.Andrews	23 runs	2003-04
James Clarke	Fourth Eleven	vs West Coburg	23 runs	2004-05
Alex Johnson	Fourth Eleven	vs Aberfeldie St.Johns	23 runs	2005-06
Mark Cini	Sixth Eleven	vs St.Andrews	23 runs	2005-06
Bob Sciacchitano	Seventh Eleven	vs Haig Amateurs	23 runs	2005-06
Neil Wilson	Seventh Eleven	vs Pascoe Vale	23 runs	2005-06
Rod Gorham	Eighth Eleven	vs Strathmore Heights	23 runs	2010-11
Jesse Felle	Fourth Eleven	vs Merlynston/Hadfield	22 runs	2003-04
James Clarke	Fourth Eleven	vs Coburg Amateurs	22 runs	2004-05
Ashley Grundy	Fifth Eleven	vs Strathmore Heights	22 runs	2004-05
Joel Costigan	Fifth Eleven	vs St. Francis	22 runs	2004-05
Dino Sapuppo	Third Eleven	vs Haig Amateurs	22 runs	2005-06
Jeff Nicol	Fourth Eleven	vs St Mary's	22 runs	2006-07
Steven Ball	Sixth Eleven	vs Strathmore Heights	22 runs	2006-07
Paul Hobbs	Eighth Eleven	vs Keilor	22 runs	2006-07
Sam O'Brien	Eighth Eleven	vs Avondale Heights	22 runs	2006-07
Mark Madden	Ninth Eleven	vs Jacana	22 runs	2007-08
Joe Ansaldo	Eighth Eleven	vs Strathmore Heights	22 runs	2010-11
Pat Taylor	Sixth Eleven	vs Sunshine Heights	22 runs	2010-11

Most Catches in an Innings

Greg Meyers	First Eleven	vs Taylors Lakes	7 catches	1995-96
Rod McLeod	First Eleven	vs Airport West	6 catches	1974-75
Greg Meyers	First Eleven	vs Coolaroo	5 catches	1993-94
Mark Forster	First Eleven	vs Flemington	5 catches	2006-07
Danny Terzini	Second Eleven	vs Flemington	5 catches	2006-07

Moonee Valley Want To Be Legends

	Next Most Games		Next Most Runs		Next Most Wickets	
31st	Rod McLeod	140	Shane Golds	2172	Joe Ansaldo	127
	Joe Bonfa	140	Paul Nicol	2083	Doug McLaggan	122
	Danny Fitzpatrick	134	Daniel Phillips	1973	Gary Johnson	121
	Geoff McKeown	130	Ben Thomas	1878	Steven Ball	119
	Wayne Nicol	123	Glen Courts	1832	Eddie Nott	114
	Matt Gauci	113	Jim McKenzie	1823	Rajan Aiyappan	112
	Michael Cumbo	113	Bill Loughron	1819	Steve Allan	111
	Peter Smith	110	Robert Lamberti	1818	Sandro Capocchi	110
	Daniel Phillips	107	Peter Rogan	1778	Corey Davidson	109
40th	Paul Comino	106	Dean Lawson	1758	Mark Gauci	109
	Shane Golds	105	Steven Ball	1741	Bede Gannon	107
	David Talbot	104	Rahul Sharma	1649	Scott McLeod	105
	Steven Ball	104	Fred Phillips	1629	Tom Neville	105
	Eddie Nott	101	Pat Felmingham	1558	Shane Phillips	104
	Matt Thomas	100	Wayne Nicol	1554	Murray Walker	104
	Tim Fisher	100	David Jolley	1546	Tim Fisher	104
	Peter Rogan	94	Tom King	1540	Peter Boulouxis	103
	Paul Wood	94	Rajan Aiyappan	1490	Ken McLeod	92
	Marty Egan	92	Michael Cumbo	1459	Ian Potter	89
50th	Gary Johnson	91	Mick Intagliata	1437	Michael Elliott	83
	Tom King	91	Shane Phillips	1424	Neil Henderson	83
	Ben Thomas	90	Joe Ansaldo	1405	Daniel Phillips	81
	Allan Cumming	89	Lou Raffaele	1390	Tom King	81
	Shane Williams	88	Neil Henderson	1365	Rob Taylor	78
	Jeff Nicol	88	Tony Gleeson	1358	John O'Brien	78
	Dino Sapuppo	88	Sean O'Kane	1313	Amit Chaudhary	78
	Peter Fenaughty	88	Joshua Maginness	1284	Frank Caruso	76
	John Bentivoglio	87	Gary Irons	1281	Jesse N'vell-Sandor	76
	Phill King	87	Steve Battison	1269	Kane Harding	73
60th	Shane Westlow	86	Paul Wood	1244	Chris Stafford	72
	Shane Phillips	85	Brian O'Reilly	1230	Peter Dawkins	69
	Murray Walker	83	Charlie Distefano	1202	Tony Coco	68
	Dale Hadfield	82	Tony Coslovich	1196	Sam O'Brien	67
	Michael Bevis	81	Marty Egan	1177	Heath Jones	66
	Mark Schuliga	81	Jesse Felle	1143	Nigel Walker	66
	Tony Gleeson	81	Steve Neville	1136	Sam Wellard	66
	Shane Comino	80	Darren Sheppard	1131	Kerry Munday	65
	Geoff Smith	79	John Bentivoglio	1128	Tony Sherer	65
	Andrew Payton	79	Ken McLeod	1122	Tony Gleeson	64
70th	Terry Michail	78	Gary Dudderidge	1101	Matt Gauci	63
	Jesse Felle	77	Eddie Nott	1100	Brian Hallett	62
	Robert Corollo	76	Alan Harry	1094	Patrick Malcolm	62
	Scott McLeod	75	Kevin Gardiner	1086	Iraklis Kolokithas	62
	Tony Coslovich	73	Mario Tenace	1062	Domenic Chiera	60
	Steve Neville	73	Jamie Howard	1049	Dino Sapuppo	60
	Craig Ion	72	Terry Michail	1021	Shane Golds	59
	Jesse N'vell-S'dor	72	Colin Netherclift	1021	George Loh	56
	Justin Willee	72	Dale Hadfield	1014	Rex Bennett	55
	Bill Loughron	71	Justin Willee	1008	David Ryan	55
80th	Darren Sheppard	71	Ian Potter	993	Tony Gila	54

Bowling Records

Best Bowling

C. Nethercliff	9/22; 8/36; 6/23; 6/34; 6/51; 5/38; 5/56; 5/73	S. Westlow	6/21
S. Wellard	8/16; 5/48	S. Watt	6/25, 5/71
I. Denny	8/34; 8/58; 7/27; 7/45; 7/47; 7/83; 7/88; 5/4; 5/46; 5/47; 5/51; 5/65; 5/65	P. Nicol	6/25
T. Neville	8/36; 5/9; 5/15	A. Sherer	6/25
S. Phillips	8/44	S. Thornton	6/26, 5/50
D. Elliott	8/45; 6/40; 6/43; 5/15; 5/15	A. Kalamaris	6/28
T. Michail	8/56; 5/13	T. Michail	6/28; 5/46; 5/53
M. Elliott	8/85	J. Wilson	6/28
B. Sciacchitano	8/88; 5/42	I. Uddin	6/28
R. Corollo	7/7; 6/7; 6/31; 6/41; 5/19; 5/21; 5/37; 5/41; 5/41; 5/45	J. O'Brien	6/29, 6/53
G. Irons	7/10; 7/41; 7/45; 7/84; 6/8; 6/29; 6/30; 5/29; 5/39; 5/42; 5/55	J. Lopes	6/30; 5/26
S. Ball	7/13	I. Kolokithas	6/31; 5/5
K. Gardiner	7/15; 5/12; 5/40; 5/70; 5/73	K. Harding	6/32; 5/29; 5/36; 5/39
A. Chaudhary	7/19, 7/26	S. Golds	6/33
M. Egan	7/20; 7/24; 5/65	A. Walker	6/34; 5/66
B. Nagel	7/21; 7/38; 7/46; 5/18; 5/23; 5/30; 5/34; 5/35; 5/40; 5/48; 5/68; 5/72	C. Pridham	6/35; 5/9; 5/47
K. McManamny	7/22; 5/33; 5/40; 5/46; 5/47; 5/47	P. O'Kane	6/36, 6/50; 5/20
D. Phillips	7/25; 6/7; 5/50	J. Felle	6/36; 6/48; 5/14; 5/26; 5/48
D. Nagle	7/27; 7/34; 7/40; 5/16; 5/31	P. Comino	6/40
E. Blythe	7/29; 6/61; 6/62; 6/75; 5/15; 5/27; 5/37	J. N'vell-Sandor	6/49; 5/31
G. Smith	7/31; 6/30; 6/31; 6/39; 5/53	P. Cramer	6/51
G. Loh	7/32	D. Bilsborow	6/56
D. Fitzpatrick	7/36	R. Doyle	6/58
T. Nagle	7/36; 7/52; 6/16; 6/31; 6/50; 5/14; 5/45	D. Bailey	6/67; 5/43
Raj Sharma	7/41	K. Munday	6/67
S. Marshall	7/42	D. Jukic	5/4; 5/4
P. Taylor	7/43; 5/43	R. Storey	5/6; 5/6; 5/18; 5/18
F. Caruso	7/44	G. Perussich	5/6
B. Cormack	7/44	S. O'Brien	5/7
C. Davidson	7/45; 5/14	S. O'Kane	5/8
B. Hallett	7/46; 5/14; 5/38; 5/52	W. Nicol	5/11
N. Walker	7/49; 5/61	P. Bevis	5/14
S. Gray	7/50	E. Nott	5/14
D. McLaggan	7/54; 5/9	P. Williamson	5/14
S. Allan	7/55; 6/29; 6/30	J. Brelis	5/15
N. Henderson	7/56; 6/10; 6/74; 5/19; 5/26; 5/36	R. Aiyappan	5/17; 5/26; 5/28
P. Gardiner	7/60; 6/16; 6/27; 6/55; 5/32; 5/32; 5/46; 5/61; 5/62	R. Bennett	5/18
P. Felmingham	7/69	C. Stafford	5/20
R. Naidu	7/69	J. Bentivoglio	5/20
M. Schuliga	7/70; 6/8; 6/75; 5/21	J. Van Loon	5/22; 5/42
R. Taylor	7/70	T. Gleeson	5/23; 5/57
J. McKenzie	7/83; 6/26; 6/30; 6/34; 5/13; 5/22; 5/24	G. Thompson	5/23
P. Carmen	6/7; 5/21; 5/31	M. Walker	5/24; 5/40; 5/43
Mk. Gauci	6/8; 6/39	T. Ha	5/24
J. Noonan	6/8	L. Malone	5/26
R. Bell	6/11	N. McLachlan	5/27
J. Bonfa	6/11; 5/8; 5/14	L. Buddhadasa	5/27
P. Smith	6/11; 5/10; 5/50; 5/51; 5/77	M. Cini	5/28; 5/36
M. Intagliata	6/15; 6/28; 6/86	P. Ornsby	5/29; 5/32
J. Polonidis	6/15; 6/69; 5/52	C. Baker	5/29
J. Perera	6/17; 6/20; 6/26; 6/67	J. Ansaldo	5/30
P. McGuirk	6/18; 5/28; 5/44	Raj Sharma	5/30
G. Johnson	6/19	L. Mayne	5/31
		R. McLeod	5/35
		P. Rathod	5/38
		F. Reitano	5/39
		A. Syme	5/40
		G. Campbell	5/43
		M. Harvey	5/45

Best Bowling

G. Cornwill	5/46	P. Malcolm	5/54
B. Fletcher	5/47	I. Potter	5/55; 5/57
Dn Ryan	5/48	R. Harvey	5/55
T. King	5/49	B. Gannon	5/60
L. McIntosh	5/51	J. Reitano	5/62
C. O'Haire	5/51	M. O'Haire	5/67
J. Thorneycroft	5/52	J. Potter	5/69

Includes week by week back to 05/06

Includes "best bowling" figures each season for earlier seasons.

Includes expanded best bowling from early seasons.

Most Overs for Moonee Valley

Ian Denny	3695 overs
Gary Irons	2777 overs
Darren Nagle	2521 overs
Jim McKenzie	2201 overs
Peter Gardiner	1863 overs
Terry Nagle	1782 overs
Mick Intagliata	1655 overs
Bill Nagel	1512 overs
Paul Nicol	1504 overs
Jim Polonidis	1465 overs
Joe Bonfa	1409 overs
Danny Fitzpatrick	1282 overs
Darryl Elliott	1192 overs
Kevin Gardiner	1045 overs
Mark Cini	1034 overs
Marty Egan	1013 overs
Mark Schuliga	1011 overs
Peter Smith	974 overs
Gary Johnson	927 overs
Shane Westlow	919 overs
Geoff Smith	905 overs
Wayne Nicol	872 overs
Jesse Felle	857 overs
Keith McManamny	851 overs
Bob Sciacchitano	834 overs
Tim Fisher	804 overs
Evan Blythe	773 overs
Doug McLaggan	748 overs
Sandro Capocchi	739 overs
Colin Netherclift	694 overs

Season Review 2009/10 (continued from Page 36)

Steven was part of Moonee Valley's Brave New World of 2003/04 when we embarked on the journey that broke out from the mould of just four senior teams and a couple of juniors, and which culminated in us becoming at one stage the biggest cricket club in Victoria.

He was part of the group of cricket dads – Steven's son Robbie was at that stage playing in the Moonee Valley juniors – who were induced, cajoled or threatened into pulling on the whites themselves.

Continued Page 66

Highest Ever MVCC Score

439 vs Haig Amateurs

MMVCA A Turf
2000-01

G. Courts	46
D. Nagle	13
M. Harvey	92
T. Gleeson	0
S. Capocchi	50
Mt. Gauci	5
D. Jolley	19
I. Denny	146
S. Allan	42
D. Campbell	7 no
M. Elliott	0
Sundries	19
TOTAL	439

Lowest Ever MVCC Score

30 vs Flemington

VTCA North B1
2002-03

T. Gleeson	4
G. McKeown	3
D. Jolley	0
M. Harvey	6
Mt. Gauci	0
D. Jukic	0
M. Cini	7
D. Nagle	1
I. Denny	7
P. Nicol	0
R. Bennett	0 no
Sundries	2
TOTAL	30

Best MVCC Chase

319 vs Buckley Park

NWCA Luscombe Shield
1997-98**** CLUB RECORD ****

M. Harvey	111
C. Brown	37
W. Nolan	48
I. Denny	15
G. Peters	46
M. Wakeling	33
D. Nagle	14 no
S. Capocchi	0 no
P. Nicol	
S. McLeod	
J. Polonidis	
Sundries	18
6 for 322	

Most Sixes in Team's Innings

20 vs West Coburg

MMVCA A Turf
2000-01

9	Glen Courts
6	Matt Gauci
2	David Jolley
2	Michael Harvey
1	Adam Chapple

Lowest Ever Opposition Score

34 vs West Essendon

EBKCA C Grade
1974-75

**** CLUB RECORD ****

	O	M	W	R
R. Storey				
R. McLeod				
J. Lopes	2	0	1	0
B. O'Reilly				
C. Netherclift	11	2	4	20
K. McLeod	4	1	1	6
R. Reddish	6	3	3	6
P. Hawkless				
J. Bentivoglio				
P. McGuirk				
J. Hoseman				
Sundries				2
TOTAL				34

Highest Ever Opposition Score

398 vs Airport West

EBKCA Luscombe Shield
1983-84

W. Nolan				
I. Broadbent				
M. Harvey				
B. Nagel	18	3	1	59
G. Peters				
I. Denny	28	4	4	90
G. Meyers				
G. Dudderidge				
K. McManamny	17	4	2	70
M. Egan	15	2	0	58
G. Irons	15	1	2	75
Sundries				46
TOTAL				398

Best MVCC Defence

112 vs Sunshine YCW

VTCA North B1
2004-05

D. Nagle				
T. Gleeson				
Mk. Gauci				
D. Phillips				
G. Courts				
T. Marasco				
M. Collins				
D. Jukic				
G. Smith	16	7	6	30
K. Munday				
N. Bains	15	3	4	29
Sundries				3
TOTAL				62

Highest Ever MVCC Score

453 vs Tullamarine

VTCA North B2
2006-07

S. Capocchi	82
J. Polonidis	82
D. Phillips	29
M. Thomas	126
I. Denny	67
D. Jukic	0
J. Maginness	17 no
M. Cini	18 no
P. Rathod	
D. Terzini	
I. Kolokithas	
Sundries	27
<u>6 for 453</u>	

Lowest Ever MVCC Score

28 vs Airport West

EBKCA C Grade
1981-82

S. Neville	4
D. Talbot	0
A. Sutherland	5
C. Distefano	0
D. Shalders	0
L. Mayne	0
R. McLeod	4
B. Hallett	3
C. Ion	0
P. Boulouxis	0
S. Keogh	3 no
Sundries	9
<u>TOTAL 28</u>	

Best MVCC Chase

291 vs Tullamarine

VTCA North B2
2006-07

S. Capocchi	82
J. Polonidis	82
D. Phillips	29
M. Thomas	126
I. Denny	67
D. Jukic	0
J. Maginness	17 no
M. Cini	18 no
P. Rathod	
D. Terzini	
I. Kolokithas	
Sundries	27
<u>6 for 453</u>	

Most Sixes in Team's Innings

11 vs East Coburg

MMVCA B Turf
2001-02

5	Mark Gauci
5	Damien Bilsborow
1	Dean Jukic

Lowest Ever Opposition Score

37 vs Westmeadows

VTCA North B2
2004-05

	O	M	W	R
T. Gleeson				
Mt. Gauci	7	2	3	11
J. Polonidis				
P. Nicol				
H. Jones	4	2	1	5
M. Cini	10	7	2	3
D. Terzini				
K. Munday				
M. Walker	6	1	2	12
P. Smith	0.2	0	1	0
T. Fisher				
Sundries				6
TOTAL				37

Highest Ever Opposition Score

445 vs Moomba Park

NWCA Stringer Shield
1996-97

**** CLUB RECORD ****

B. Sciacchitano	13	0	2	57
I. Sutherland				
J. Bonfa	20	3	2	72
S. Marshall				
M. Wakeling				
P. Boulouxis	26	5	2	66
F. Phillips				
D. Elliott	24	3	2	71
S. McLeod	5	1	2	14
G. Irons	25	3	0	86
J. McKenzie	26	5	0	60
Sundries				19
TOTAL				445

Best MVCC Defence

58 vs Strathmore

EBKCA E Grade
1975-76

**** CLUB RECORD ****

A. Sutherland				
P. Gardiner	10	6	2	7
P. McGuirk	8	3	4	21
T. Coco	4	2	3	5
B. O'Reilly				
R. Cornwill				
B. Moore				
K. Gardiner				
P. Wood				
I. Sutherland				
G. Barnes				
Sundries				5
TOTAL				38

Highest Ever MVCC Score

427 vs Haig Amateurs

MMVCA B Mats
2000-01

J. Talone	43
G. Moore	0
Mk. Gauci	139
E. Caccamo	0
D. Terzini	48
R. Taylor	29
M. Cini	5
D. Phillips	66 no
K. Munday	45
B. Sciacchitano	22 no
J. McKenzie	
Sundries	30
<u>8 for 427</u>	

Lowest Ever MVCC Score

49 vs Pascoe Vale United

MMVCA A Mats
2002-03

D. Phillips	8
G. Eismontas	1
W. Lai	5
P. Malcolm	0
M. Nicol	2
J. Felle	0
R. Malcolm	16
P. Smith	4
J. Clarke	8
D. Ayers	0 no
T. Fisher	0
Sundries	5
<u>TOTAL 49</u>	

Best MVCC Chase

283 vs St. Marys

MMVCA A Mats
2001-02

J. Talone	2
D. Phillips	24
G. Moore	12
D. Terzini	102
J. Willee	37 no
J. Howard	100 no
R. Bell	
M. Schuliga	
T. Taylor	
S. Frenette	
P. Smith	
Sundries	20
<u>4 for 297</u>	

Most Sixes in Team's Innings

15 vs Pascoe Vale

EBKCA C Grade
1991-92

9	Peter Rogan
2	Steve Battison
2	Peter Morrison
2	Shane Williams

Lowest Ever Opposition Score

46 vs East Keilor

EBKCA D Grade
1983-84

	O	M	W	R
D. Elliott	9	0	5	15
R. Doyle				
S. Neville				
R. McLeod				
L. Mayne	1	0	0	1
S. Kelly				
T. Coco				
T. Nagle	7	0	2	26
T. Ward				
T. Coslovich				
T. Shepherd	2	0	2	3
Sundries				1
TOTAL				46

Highest Ever Opposition Score

383 vs Aberfeldie St. Johns

MMVCA A Mats
2001-02

J. Talone				
G. Moore	15	4	1	40
D. Bilsborow				
J. Howard	1	0	0	17
D. Terzini	8	0	1	43
J. Willee				
T. Taylor	15	0	1	78
S. Frenette	4	0	2	14
L. Luhm	13	0	3	87
P. Smith	15	1	1	61
W. Lai	2	0	1	34
Sundries				9
TOTAL				383

Best MVCC Defence

123 vs East Keilor

EBKCA E Grade
1981-82

J. Jinadasa				
R. Doyle	8	2	0	16
J. Sabato				
K. Gardiner	14	7	5	9
M. Intagliata	18	8	1	19
F. Lombardo				
F. Caruso	23	14	4	26
A. Mayne				
P. Ornsby				
M. Bevis				
D. Staggard				
Sundries				19
TOTAL				89

Highest Ever MVCC Score

387 vs Campbellfield

EBKCA F Grade
1994-95

R. Storey	35
E. Nott	144
D. Terzini	51
S. Storey	88
P. Gardiner	40
R. Lalicaffini	0
D. McLaggan	2 no
J. Nicol	7 no
H. Charalambous	
C. Doherty	
W. Knill	
Sundries	30
<u>6 for 387</u>	

Lowest Ever MVCC Score

34 vs West Coburg

MMVCA B Mats
2004-05

M. Cumbo	3
J. Clarke	4
A. Walker	0
A. Tennenini	7
J. Talone	0
J. Felle	6
N. Walker	4
A. Cumming	0
K. Gardiner	0
C. Rule	4
D. Ayers	0 no
Sundries	6
<u>TOTAL 34</u>	

Best MVCC Chase

295 vs West Coburg

MMVCA C Mats
2000-01

G. McKeown	67
S. Golds	22
M. Cumbo	0
C. Wright	8
M. Schuliga	117
S. Westlow	4
R. Bell	18
C. Jobson	16
C. Rule	6
J. Ansaldo	4 no
J. Reitano	
Sundries	34
<u>9 for 296</u>	

Most Sixes in Team's Innings14 vs Coolaroo
MMVCA C Mats
2006-0711 Matt Gauci
2 Jesse Felle
1 Shane Williams

Lowest Ever Opposition Score

39 vs Airport West

EBKCA E Grade
1991-92

O M W R

L. Mayne				
B. Sciacchitano				
C. Gila				
C. Ion				
R. Storey				
D. McLaggan				
A. Kalamaris				
G. Johnson	8	3	4	12
S. Westlow	7	3	6	21
J. Ansaldo				
S. Storey				
Sundries				6
TOTAL				39

Highest Ever Opposition Score

402 vs St. Mary's

MMVCA C Mats
2006-07

W. Lai	1	0	0	14
O. Benson	10	1	2	40
A. Purificato	9	0	2	55
F. Tran	12	3	0	38
S. Blandford				
T. Fisher	21	4	2	68
J. Nicol	1	0	0	22
J. Ansaldo	3	0	0	35
J. Costigan	10	0	0	69
S. Rayment	3	0	0	30
No 11th Player				
Sundries				31
7 for				402

Best MVCC Defence

112 vs Pascoe Vale

EBKCA E Grade
1993-94

D. Caton				
D. Purcell				
J. Talone				
W. Knill				
S. Phillips				
P. Gardiner	20	7	4	43
J. Polonidis	11	0	2	42
R. Storey	9	1	4	23
D. Terzini				
S. Storey				
A. Mayne				
Sundries				3
TOTAL				111

Highest Ever MVCC Score

325 vs Barkly Street Uniting

MMVCA B Mats
2009-10

L. Raffaele	170
J. Maginness	2
P. Felmingham	40
B. Thomas	22
D. Terzini	42
B. Gannon	7
M. Cini	16
D. Sapuppo	3 no
S. Coventry-Poole	2 no
P. King	
P. Taylor	
Sundries	21
<hr/>	
7 for	325

Lowest Ever MVCC Score

29 vs Pascoe Vale United

MMVCA One Day Grade Div. 1
2003-04

S. Dunn	0
D. Cosgriff	0
P. King	3
J. McKenzie	4
M. Madigan	0
P. Fenaughty	5
S. Ball	4
N. Walker	0
A. Thomas	5
C. Walker	2 no
D. Graetz	0
Sundries	6
<hr/>	
TOTAL	29

Best MVCC Chase

253 vs East Coburg

MMVCA C Mats
2007-08

P. King	6
F. Reitano	28
S. Payton	1
S. Coventry-Poole	22
S. Capocchi	144
J. Talone	9
L. Buddhadasa	8
M. Bannister	6
J. de Niese	7 no
B. Coote	8 no
K. Gardiner	
Sundries	19
<hr/>	
8 for	254

Most Sixes in Team's Innings22 vs Barkly Street Uniting
MMVCA B Mats
2009-1017 Lou Raffaele
3 Pat Felmingham
1 Ben Thomas
1 Mark Cini**** CLUB RECORD ****

Lowest Ever Opposition Score

48 vs St Marys

MMVCA C Turf
2010-11

	O	M	W	R
L. Buddhadasa	7	1	3	12
K. Parmar				
J. Thorneycroft	4	0	2	15
G. Loh	7	2	2	9
L. Raffaele				
S. O'Kane	2	0	1	4
K. Swaminathan	1	0	0	7
C. O'Haire				
M. Spagna				
D. Sapuppo				
D. Horne				
Sundries				11
TOTAL				48

Highest Ever Opposition Score

8/361cc vs East Coburg

MMVCA C Mats
2008-09

J. Felle	22	8	0	76
F. Reitano	16	4	2	68
S. O'Brien	9	1	1	45
S. Malone	1	0	0	8
Jm Clarke				
S. Payton				
J. de Niese	9	3	0	38
P. King				
L. Malone	12	1	3	52
R. O'Brien	8	1	1	57
C. Micallef				
Sundries				17
8 for 361cc				

Best MVCC Defence

96 vs RMIT

MMVCA C Mats
2005-06

K. Gardiner	4	1	0	11
J. Ferrier				
C. Stafford	10	5	4	14
J. O'Brien	1	0	0	4
L. Brown				
S. Fenaughty	5	1	3	14
N. Kritharidis	8.4	2	2	19
J. Rawlinson				
P. King				
J. Nankivell-Sandor	9	1	0	19
C. O'Haire				
Sundries				3
TOTAL				84

Highest Ever MVCC Score

3/475cc vs Buckley Park

NWCA Barron Shield (Fifth Grade)
2008-09**** CLUB RECORD ****

D. Lawson	157
S. Ball	77
Al Harry	155 no
P. Hobbs	13
M. Madden	48 no
T. Villani	
B. Curran	
F. Reitano	
N. Wright	
A. Sherer	
C. Micallef	
Sundries	25
<u>3 for 475</u>	

Lowest Ever MVCC Score

26 vs Oak Park

MMVCA One Day Grade Div. 2
2004-05

M. Cheligoy	1
P. King	2
L. Brown	3
S. Comino	0
S. Ball	1
S. Arnup	1 no
A. Payton	8
P. Fenaughty	1
S. O'Connell	2
M. Felle	0
P. Comino	2
Sundries	5
<u>TOTAL 26</u>	

Best MVCC Chase

177 vs Kealba-Green Gully

NWCA Barron Shield (E Grade)
2008-09

D. Lawson	72
S. Ball	29
M. Madden	16
P. Hobbs	0
B. Curran	0
T. Villani	13 no
J. Roberts	21
K. Gardiner	9
A. Sherer	12 no
N. Wright	
S. Radford	
Sundries	9
<u>7 for 181</u>	

Most Sixes in Team's Innings

17 vs Buckley Park

NWCA E Grade 2008-09

7	Dean Lawson
6	Alan Harry
2	Steven Ball
2	Mark Madden

Lowest Ever Opposition Score

87 vs Flemington Colts

MMVCA C Matting
2010-11

	O	M	W	R
S. Tassos				
K. Kenny-Jones				
T. Fisher	7	1	2	18
J. Polonidis	7	2	1	24
J. Thorneycroft	5	2	2	8
P. Taylor				
A. Panousieris	4	0	2	19
D. Jukic	6	0	2	14
S. Capocchi				
D. Terzini				
P. King				
Sundries				27
TOTAL				87

Highest Ever Opposition Score

367 vs St Albans

MMVCA C Mats
2009-10

W. McDonald	18	0	1	96
R. O'Brien	4	1	0	25
J. Thorneycroft	13	1	4	73
J. N'vell-Sandor	7	0	0	55
P. Taylor	11	0	1	65
C. Sonnberg	4	0	0	44
M. Cumbo				
R. Fairclough				
B. Velona				
C. Micallef				
P. King				
Sundries				9
6 for				367

Best MVCC Defence

141 vs Pascoe Vale Central

NWCA Barron Shield (Fifth Grade)
2008-09

S. Ball	5	0	3	21
D. Lawson				
Al Harry				
P. Hobbs				
M. Madden	7	2	2	20
J. Roberts	7	2	1	19
A. Sherer	7	1	1	34
M. Cumbo				
B. Curran				
J. Johnston	3	0	2	8
N. Wright	5	0	1	9
Sundries				1
TOTAL				112

Highest Ever MVCC Score

5/275 vs Maribyrnong Park

MMVCA One Day Division 2
2008-09

G. Loh	77
R. Fairclough	20
T. Aitken	14
D. Raveendrakumar	99 no
J. Little	9
B. Gannon	23
J. Ansaldo	2 no
B. Sciacchitano	
J. Nankivell-Sandor	
P. Fenaughty	
B. Velona	
Sundries	30
	<u>5 for 275</u>

Lowest Ever MVCC Score37 vs Haig Fawkner
(17 overs)MMVCA One Day Grade Div 2
2010-11

P. Fenaughty	1
J. Brelis	5
J. de Niese	0
A. Payton	2
N. Brelis	2
P. Russell	5
K. Tankard	4
C. Ardern	5
S. Rayment	10 no
S. Payton	0 rh
Sundries	3
	<u>TOTAL 37</u>

Best MVCC Chase

265 vs Maribyrnong Park

MMVCA One Day Division 2
2008-09

G. Loh	77
R. Fairclough	20
T. Aitken	14
D. Raveendrakumar	99 no
J. Little	9
B. Gannon	23
J. Ansaldo	2 no
B. Sciacchitano	
J. Nankivell-Sandor	
P. Fenaughty	
B. Velona	
Sundries	30
	<u>5 for 275</u>

Most Sixes in Team's Innings

8 vs St Marys

MMVCA One Day Grade Div 2
2005-06

6	Matt Gauci
1	Paul Nicol
1	Geoff McKeown

Lowest Ever Opposition Score

64 vs Haig Fawkner
MMVCA One Day Grade Div.2
2010-11

	O	M	W	R
S. Payton				
B. Brelis	4	0	1	10
B. Velona	3	0	0	13
P. Russell	7.5	1	3	12
J. Brelis	6	0	5	15
T. Aitken				
M. Norrish	2	0	1	10
V. Chopra				
N. Brelis				
P. Fenaughty				
S. Rayment				
Sundries				13
	<u>TOTAL</u>			<u>64</u>

Highest Ever Opposition Score

299 vs Haig Amateurs
MMVCA One Day Grade Div 2
2005-06

B. Sciacchitano	6	0	1	74
B. Thomas	5	0	1	38
J. Ansaldo	4	0	0	41
A. Payton				
P. Fenaughty				
E. Blythe	8	1	1	57
F. Tran	8	0	1	62
B. Curran	2	0	0	19
C. Walker				
D. Graetz				
P. Comino	2	0	1	7
Sundries				1
	<u>5 for</u>			<u>299</u>

Best MVCC Defence

114 vs St Albans
MMVCA One Day Grade Div.2
2009-10

L. Marinelli				
S. Sharma	8	0	5	30
P. Raghavendran				
S. Sreenivasan				
G. Nicol	5	0	2	36
K. Kenny-Jones	2	1	2	5
S. Ramakrishnan	6.2	0	1	25
J. de Niese				
K. Parmar	2	0	0	14
T. Fisher				
S. Iyer				
Sundries				1
	<u>TOTAL</u>			<u>112</u>

Highest Ever MVCC Score

318 vs St Albans

MMVCA One Day Division 3
2010-11

Mk Gauci	75
S. Dayma	24
K. Garland	7
J. Wilford	38
A. Chaudhary	113 no
S. Coventry-Poole	15
G. Perussich	1 no
N. King	
T. McDonald	
A. Milne	
P. King	
Sundries	45
<u>5 for</u>	<u>318</u>

Lowest Ever MVCC Score34 vs Glenroy
(20 overs)
MMVCA One Day Division 3
2010-11

P. King	5
P. Comino	7
S. Rossitto	1
D. Cumming	0
B. Milne	11
T. Ryan	1
A. Milne	0
Sh Esmore	0
M. Esmore	0
St Esmore	2 no
Sundries	7
<u>TOTAL</u>	<u>34</u>

Best MVCC Chase

182 vs Sunshine Heights

MMVCA One Day Division 2
2007-08

R. Fairclough	8
S. O'Kane	121
T. Aitken	7
S. Ali	42 no
M. Spagna	5
J. Johnston	12 no
J. Brellis	
E. Fenaughty	
J. Ansaldo	
B. Brellis	
P. Fenaughty	
S. Radford	
J. O'Brien	
Sundries	12
<u>4 for</u>	<u>207</u>

Most Sixes in Team's Innings

18 vs St Albans

MMVCA One Day Division 3
2010-11

8	Amit Chaudhary
4	Mark Gauci
3	Joel Wilford
2	Surender Dayma
1	Sam Coventry-Poole

Lowest Ever Opposition Score

64 vs St. Andrews
 NWCA One Day Grade Black
 2006-07

	O	M	W	R
D. Nagle				
T. Villani				
D. Lawson				
P. Hobbs				
G. Smith	5	0	0	12
B. Curran				
J. Casagrande	5	0	1	18
M. Madden	3	1	1	6
A. Harry	3	0	2	12
S. O'Brien	3	1	5	5
B. Coote	3	1	1	2
Sundries				9
TOTAL				64

Highest Ever Opposition Score

6/381 vs Ascot Vale
 MMVCA One Day Division 3
 2008-09
 B. Velona hat-trick

J. Madigan	2	0	0	22
A. Cumming	3	0	0	31
E. Clarke	6	0	0	57
P. Bonfa	2	0	0	26
S. Comino				
B. Velona	7	0	4	63
R. Aitken	3	0	1	44
A. Payton	8	0	0	61
N. Taylor	2	0	0	34
Da Brown	2	0	1	27
R. Cooney				
Sundries				16
				6 for 381

Best MVCC Defence

8/132 vs Ascot Vale
 MMVCA One Day Division 3
 2010-11

J. Herring	8	1	3	31
A. Cumming	-	-	-	
B. Coghlan	8	2	2	16
J. Launer	8	1	1	26
M. Marinelli	-	-	-	
T. Ryan	8	1	1	28
P. Comino	-	-	-	
As Harry	3	0	0	15
A. Milne	-	-	-	
E. Murphy	-	-	-	
P. Legato	-	-	-	
Sundries				17
				8 for 122

Highest Ever MVCC Score

226 vs Brunswick
 NWCA One Day Grade Red
 2010-11

K. Garland	51
C. DeSilva	1
J. Wilford	24
Mt Gauci	101 no
A. Chaudhary	0
B. Thomas	27 no
K. Swaminathan	1
L. Marinelli	3
B. Gannon	1 no
T. Fisher	
R. Fairclough	
Sundries	12
<u>6 for</u>	<u>226</u>

Lowest Ever MVCC Score

29 vs Kealba-Green Gully
 (13 overs)
 NWCA One Day Grade Red
 2008-09

Dz Brown	1
D. O'Meara	2
A. Pegg	3
C. Micallef	4
J. Thorneycroft	1
S. Rayment	0
P. Comino	4
G. Walker	4
N. Taylor	0 no
Sundries	10
<u>TOTAL</u>	<u>29</u>

Best MVCC Chase

136 vs Aberfeldie Park
 NWCA One Day Grade Red
 2010-11

A. Chaudhary	98 no
S. Payton	8
K. Garland	1
Sr Iyer	0
J. Wilford	18
J. de Niese	0
G. Loh	2
D. Sapuppo	3 no
Mt Gauci	
P. Taylor	
J. McKenzie	
B. Velona	
P. Golding	
Sundries	11
<u>6 for</u>	<u>141</u>

Most Sixes in Team's Innings

11 vs Brunswick

8	Mark Gauci
2	Kris Garland
1	Ben Thomas

NWCA One Day Red 2010-11

Team Records *Ninth XI Bowling* 59

Lowest Ever Opposition Score

64 vs Brunswick
NWCA One Day Grade Red
2010-11

	O	M	W	R
A. Chaudhary	7	- 3	- 4	- 13
T. Fisher	4	- 0	- 0	- 10
R. Fairclough				
T. Thomas				
J. Wilford	7	- 2	- 3	- 25
B. Gannon	4	- 0	- 1	- 11
K. Garland				
K. Swaminathan	1.3	- 0	- 1	- 1
L. Marinelli	1	- 0	- 1	- 3
C. DeSilva				
Mt Gauci				
Sundries				6
	<u>TOTAL</u>			<u>64</u>

Highest Ever Opposition Score

6/314 vs Jacana
NWCA One Day Grade Black
2007-08

Al Harry	6	- 0	- 0	- 71
D. Lawson	3	- 0	- 0	- 42
M. Madden	5	- 0	- 0	- 58
A. Ahmed	7	- 0	- 4	- 59
A. Sherer	7	- 1	- 1	- 37
P. Golding				
R. Fairclough				
P. Gardiner				
J. Ahmed	7	- 0	- 1	- 43
P. Comino				
Sundries				4
	<u>6 for</u>			<u>314</u>

Best MVCC Defence

8/155 vs St Mary's
NWCA One Day Grade Black
2007-08

P. Comino	-	-	-	-
R. Fairclough	-	-	-	-
S. O'Kane	8	- 0	2	- 42
S. Malone	-	-	-	-
L. Buddhadasa	7	- 0	1	- 21
P. Gardiner	-	-	-	-
J. Gardiner	-	-	-	-
P. Golding				
L. Malone	5	- 0	- 3	- 27
D. Gorham	2	- 0	- 1	- 7
T. Gardiner	8	- 1	- 2	31
Sundries				5
	<u>10 for</u>			<u>133</u>

Highest Ever MVCC Score

194 vs Buckley Park
 NWCA One Day Grade Red
 2009-10

G. Perussich	30
D. Hutchison	77
M. Spagna	17
S. O'Brien	5
T. Memery	20 no
C. Koulouris	4
B. Martiniello	0
C. DiGiovine	6 no
K. Memery	
J. Martiniello	
R. Gorham	
D. Gorham	
N. Koulouris	
Sundries	35
	<u>6 for 194</u>

Lowest Ever MVCC Score

75 vs Roxburgh Park
 NWCA One Day Grade Red
 2008-09

D. Hutchison	19
N. Launer	23
K. Memery	1
A. Coote	1
D. Royle	0
R. Gorham	0
D. Gorham	10 no
J. Launer	0
C. Koulouris	1
N. Koulouris	4
J. Martiniello	4
B. Martiniello	
W. Lenz	
Sundries	12
TOTAL	<u>75</u>

Best MVCC Chase

177 vs Pascoe Vale Central
 NWCA One Day Grade Red
 2009-10

D. Hutchison	60
G. Perussich	0
T. Memery	8
K. Memery	21
B. Martiniello	28
C. Koulouris	5
D. Gorham	1
J. Martiniello	8 no
A. Coote	9
N. Koulouris	0
S. Malone	5 no
D. Brown	
K. Tankard	
Sundries	37
	<u>9 for 182</u>

Most Sixes in Team's Innings

2	vs	St. Andrews	1	Kevin Memery	1	Reilly O'Brien
2	vs	Avondale Heights	1	Glenn Perussich	1	Mitchell O'Meara
2	vs	Avondale Heights	2	David Hutchison		
2	vs	Sunshine	2	Glenn Perussich		
		NWCA One Day Red Grade 2008-09				

Lowest Ever Opposition Score

86 vs Buckley Park
NWCA One Day Grade Red
2009-10

	O	M	W	R
D. Hutchison				
M. Spagna	5	0	3	14
C. Koulouris	7	0	1	34
T. Memery				
S. O'Brien	7	0	3	34
B. Martiniello	3	1	3	4
G. Perussich				
C. DiGiovine				
D. Gorham				
R. Gorham				
K. Memery				
J. Martiniello				
N. Koulouris				
Sundries				0
TOTAL				<u>86</u>

Highest Ever Opposition Score

329 vs Aberfeldie Park
NWCA One Day Grade Red
2009-10

A. Panousieris	6	0	2	32
A. Coote	5	0	0	70
C. Koulouris	4	0	0	30
T. Memery	1	0	0	8
B. Martiniello	5	0	1	33
R. O'Brien	6	0	0	62
K. Memery				
J. Martiniello				
M. Troost	5	0	1	48
L. Marinelli				
N. Koulouris	3	0	1	15
G. Perussich				
Sundries				23
				<u>6 for 329</u>

Best MVCC Defence

127 vs Oak Park
NWCA One Day Grade Black
2010-11

	O	M	W	R
T. Fisher	7	2	2	12
J. Thorneycroft	7	0	3	30
P. Russell	4.5	1	3	9
S. Tassos				
B. Milne	2	0	2	11
C. O'Haire	5	0	0	27
N. Walker	2	0	0	16
R. Fairclough				
S. Nickelson				
A. Cumming				
A. Milne				
Sundries				11
TOTAL				<u>111</u>

62 **Team Records** **Womens 1st XI Batting**

Highest Ever MVCC Score

3/206 vs Moonee Valley White
 VWCA One Day Grade North West
 2008-09

T. Ha	15
K. Johnston	37
J. Demarte	74 no
N. Waites	16
S. Wilson	2 no
J. de Niese	
V. Thorneycroft	
B. Tankard	
C. Jones	
A. Walker	
J. O'Brien	

Sundries 62
 3 for 206cc

Lowest Ever MVCC Score

7 vs Darebin
 VWCA One Day Grade Central
 2009-10

N. McLachlan	0
T. Ha	1
S. Wilson	1
J. de Niese	0
J. O'Brien	2
V. Moore	0
D. Ward	0
T. Intagliata	1 no

Sundries 2
 TOTAL 7

Best MVCC Chase

114 vs Coburg
 VWCA One Day Central
 2009-10

K. Johnston	9
S. Marr	71 no
N. Waites	2
C. Tan	2
C. Ardern	24 no
J. O'Brien	
V. Thorneycroft	
L. Spagna	
J. Marr	
E. Marr	
T. Intagliata	
A. Bell	

Sundries 8
 TOTAL 3 for 116

Most Sixes in Team's Innings

1 vs Moonee Valley Whites (2nd XI) 1 Jenny Demarte

VWCA One Day North & West 2008-09

Lowest Ever Opposition Score

68 vs Gisborne
 VWCA One Day Grade Black
 2007-08

	O	M	W	R
R. Brelis	6	2	0	6
T. Ha	7	0	4	16
S. Rotunno				
R. Brelis				
S. Lawson	5	- 1	- 1	- 19
L. Muratore				
S. Wilson				
V. Thorneycroft				
B. Tankard				
M. Stafford	4	- 0	- 0	- 16
N. McLachlan	8	- 2	- 2	- 8
K. Johnston				
Sundries				3
	<u>TOTAL</u>			<u>68</u>

Highest Ever Opposition Score

368 vs Darebin
 VWCA One Day Grade Central
 2009-10

T. Intagliata	10	- 0	- 1	- 76
T. Ha	9	- 0	- 2	- 59
S. Wilson	5	- 0	- 1	- 45
J. de Niese				
J. O'Brien				
N. McLachlan	9	- 1	- 1	- 84
D. Ward	4	- 0	- 0	- 37
V. Moore	4	0	0	63
Sundries				4
	<u>TOTAL</u>			<u>5 for 368</u>

Best MVCC Defence

169 vs Edinburgh
 VWCA One Day Grade North West
 2008-09

K. Johnston	6	- 0	- 3	- 19
A. Radford	5	- 1	- 1	- 7
T. Ha	5	- 2	- 2	- 11
N. Waites	3	- 0	- 2	- 12
J. de Niese				
A. Walker				
V. Thorneycroft				
S. Lawson	4	- 0	- 1	- 21
R Brelis	3	- 1	- 0	- 12
B. Tankard				
J. O'Brien				
Sundries				0
	<u>TOTAL</u>			<u>80</u>

Highest Ever MVCC Score

7/210 vs Moonee Valley Black
 VWCA One Day Grade North West
 2008-09

S. Marr	65
E. Marr	15
N. McLachlan	51 no
C. Ardern	5
J. Bishop	4
C. Tan	2
J. Marr	16
T. Collins	0
L. Spagna	6 no
V. Moore	
C. Wilcock	

Sundries 46
7 for 210cc

Lowest Ever MVCC Score

23 vs Brunswick Park
 VWCA One Day Grade North West
 2008-09

S. Marr	2
C. Ardern	3
B. Fitzgerald	0
J. Bishop	0
T. Intagliata	8
V. Moore	0
M. Stafford	0 no
C. Tan	0
E. Marr	0
J. Marr	0
J. Moore	0
Sundries	10
<u>TOTAL</u>	<u>23</u>

Best MVCC Chase

206 vs Moonee Valley Black
 VWCA One Day North West
 2008-09

S. Marr	65
E. Marr	15
N. McLachlan	51 no
C. Ardern	5
J. Bishop	4
C. Tan	2
J. Marr	16
T. Collins	0
L. Spagna	6 no
V. Moore	
C. Wilcock	

Sundries 46
7 for 210cc

Most Sixes in Team's Innings

1 vs Gisborne

1 Sam Marr

VWCA One Day North & West 2009-10

Lowest Ever Opposition Score

54 vs Campbellfield
 VWCA One Day Grade North West
 2009-10

	O	M	W	R
T. Armstrong	6	- 3	- 2	- 2
A. Radford	6	- 1	- 2	- 27
T. Ha	5	- 1	- 1	- 17
S. Wilson				
J. de Niese				
V. Moore				
H. Waddell				
E. Turton				
D. Ward				
S. Hutchinson				
S. Lawson	6	- 1	- 1	- 8
Sundries				0
				<u>54</u>

Highest Ever Opposition Score

280 vs Spotswood
 VWCA One Day Grade North West
 2008-09

S. Marr	10	- 0	- 1	- 32
C. Tan	5	- 0	- 0	- 50
K. Johnston	5	- 0	- 0	- 40
C. Ardern				
T. Ha	4	- 0	- 1	- 33
E. Marr	6	- 0	- 1	- 54
C. Wilcock				
N. McLachlan	4	- 0	- 0	- 43
V. Thorneycroft				
L. Spagna	3	- 1	- 1	- 5
V. Moore				
Sundries				23
	TOTAL			<u>5 for 280</u>

Best MVCC Defence

137 vs Moonee Valley Black
 VWCA One Day Grade North West
 2008-09

S. Marr	3	- 0	- 1	- 10
C. Ardern				
T. Intagliata	3	- 0	- 1	- 14
N. McLachlan	3	- 0	- 1	- 25
M. Stafford	2	- 0	- 0	- 20
C. Tan	2	- 0	- 1	- 9
J. Marr	2	- 0	- 2	- 12
E. Marr	2	- 0	- 0	- 5
B. Fitzgerald	3	- 1	- 0	- 7
C. Carew				
J. Bishop				
Sundries				4
	TOTAL			<u>5 for 106</u>

Season Review 2010/11 (continued from Page 41)

Steven is the first of that group of debutants that formed our Fifth Eleven that has gone on to play 100 games, and a look at Wisden shows all the awards he's won along the way. Steven has won batting, bowling and fielding awards in the Fifts and Sixths, and captained our one-day grades.

Along the way Steven snared an innings haul of 7/13 – only 11 other players in Moonee Valley's history have a better haul – and hit his maiden century, 110 not out, in 2007/08.

Player number analysis

In 2010/11, 176 players took to the field in a Moonee Valley senior team. This is down on the 206 players for the Club in 2009/10, and the 222 players in our big year of 2008/09.

Of our 176 players this season, 31 played their first senior game for Moonee Valley. Six of the 31 were still in junior ranks.

All up, 17 players who were still in juniors played senior cricket for the Club, while a further 34 of our players had graduated through the juniors in past seasons.

We have been successful over the years in recruiting mums and dads of juniors to pull on the whites for Moonee Valley, and in 2010/11 30 parents of juniors, or of players who came through juniors, played for us.

Our 31 first-time players this season is down on the 53 new players in 2009/10 and 41 in 2008/09.

We had a big contraction in the number of juniors who played senior cricket this season, which perhaps reflects the drop in teams in juniors. Our 17 juniors playing senior cricket in 2010/11 is well down on the 36 juniors in 2009/10, and the 34 in 2008/09.

Our 30 parents in white in 2010/11 is down by nine on the previous season.

Our 17 juniors played a total 81 games, at an average of 4.76 games each for the season – so these figures show we didn't rely too heavily on juniors to bolster our ranks.

How our teams performed

Taking the step up to just one rung below the top metro-wide grade in the VTCA was always going to be a challenge for our Firsts, and so it proved.

Losing the first five weeks of the season to rain didn't help, and when we finally got on the park we had Strathmore in a lot of trouble before we fell just 12 runs short in a run chase.

We lost by four runs to Keilor Park and six runs to Altona North – so that's a combined 22 runs in arrears to three of the teams which made finals.

Our season all came down to the line in Round 11, when the winner of Moonee Valley v Westmeadows at home climbed out of the relegation zone. It wasn't us.

***Continued Page 80**

All Time Statistics - to end season 2010/11

Name	Surname	Nickname	Debut	Games	Runs	Comp. Ins	Bat Ave	Ducks	Overs	Wkts	Runs Off	Bowl Ave
Joe	Abela		1984-85	2	7	1	7.00	0	23	4	54	13.50
Nino	Adamo		1986-87	3	30	2	15.00	1	16	3	68	22.67
Frank	Agius		1985-86	2	0	0	0.00	0	0	0	0	
Ali	Ahmed		2007-08	8	32	5	6.40	1	38	9	190	21.11
Jordan	Ahmed		2007-08	10	56	8	7.00	2	45	7	268	38.29
Marcus	Aitken		2002-03	4	7	3	2.33	2	16	2	79	39.50
Ross	Aitken		2007-08	7	19	5	3.80	1	3	1	44	44.00
Tom	Aitken		2007-08	36	171	30	5.70	8	38	9	293	32.56
Rajan	Aiyappan	(Raj)	2006-07	53	1490	50	29.80	5	590	112	1659	14.81
Hugh	Alexander		2009-10	1	21	1	21.00	0	1	0	11	
Sharafat	Ali	(Sash)	2006-07	18	401	16	25.06	1	106	19	462	24.32
Steve	Allan		1999-00	43	244	23	10.61	9	552	111	1573	14.17
Lee	Allingham		1989-90	5	0	1	0.00	1	0	0	0	
Tony	Allingham		1989-90	10	87	7	12.43	1	56	3	241	80.33
Anthony	Aloi		2007-08	1	1	1	1.00	0	2	1	34	34.00
Domenic	Aloi		1992-93	34	531	28	18.96	5	112	14	641	45.79
Paul	Anderson		1995-96	4	99	4	24.75	0	24	6	105	17.50
Rod	Anderson		1980-81	5	15	2	7.50	0	2	2	8	4.00
Tony	Angerami		2004-05	1	1	1	1.00	0	2	1	6	6.00
Joe	Ansaldo		1982-83	256	1405	172	8.17	43	564	127	3004	23.65
Jesse	Anticevic		2006-07	6	4	4	1.00	3	17	2	138	69.00
Ali	Apted		1995-96	12	164	10	16.40	2	47	7	169	24.14
Clare	Ardern		2008-09	49	355	43	8.26	7	10	0	83	
Ross	Armitage			2	31	3	10.33	0	9	1	32	32.00
Tracy	Armstrong		2009-10	25	198	19	10.42	1	177	27	387	14.33
Terry	Arnold		1990-91	2	0	0	0.00	0	3	0	18	
Shaun	Arnup		2004-05	16	82	14	5.86	4	109	17	463	27.24
David	Arthur		1992-93	8	21	6	3.50	2	37	9	96	10.67
Michael	Asbury		2005-06	1	7	1	7.00	0	2	0	18	
Chris	Ayers		2002-03	2	3	3	1.00	1	0	0	0	
Daniel	Ayers		2001-02	37	250	33	7.58	13	115	18	525	29.17
Vicki	Ayers		2008-09	1	0	0	0.00	0	0	0	0	
Les	Azzopardi		1986-87	2	22	4	5.50	3	6	4	28	7.00
Paul	Baheerathan		1984-85	1	0	0	0.00	0	1	0	9	
Daniel	Bailey		2007-08	8	103	7	14.71	1	174	28	539	19.25
Narinder	Bains		2004-05	11	27	5	5.40	3	150	20	353	17.65
Christopher	Baker		2008-09	9	68	4	17.00	0	95	14	249	17.79
Alessio	Baldessarro		2008-09	2	86	1	86.00	0	0	0	0	
Robert	Ball		2004-05	35	470	18	26.11	3	28	10	115	11.50
Steven	Ball		2003-04	104	1741	78	22.32	11	566	119	2198	18.47
Rob	Banks		1996-97	1	22	1	22.00	0	0	0	0	
Mick	Bannister		2006-07	26	234	17	13.76	1	14	3	71	23.67
Paul	Bannister		2010-11	1	25	0	0.00	0	1	0	10	
Shyamol	Bansal		2007-08	2	25	2	12.50	0	7	1	33	33.00
Gavin	Barling		1991-92	10	69	9	7.67	4	47	5	232	46.40
David	Barnes			18	288	17	16.94	1	4	1	28	28.00
Garry	Barnes			9	28	10	2.80	4	0	0	0	
Geoff	Barnes			27	80	21	3.81	4	0	0	0	
Martin	Barratt		1997-98	1	12	1	12.00	0	2	0	12	
Dilshan	Bartholomeus		1998-99	3	61	1	61.00	0	39	5	65	13.00
John	Basil			6	72	8	9.00	1	7	5	68	13.60
Tony	Bassan		1999-00	30	293	16	18.31	1	7	1	52	52.00
Martin	Batt		2004-05	1	0	1	0.00	1	0	0	0	
Steve	Battison	(Batto)	1991-92	67	1269	61	20.80	6	37	8	127	15.88
David	Bayne		1984-85	9	28	8	3.50	2	0	0	0	
Alana	Bell	(Ding)	2009-10	19	66	15	4.40	2	44	7	290	41.43
David	Bell		2005-06	23	104	12	8.67	4	32	7	259	37.00
Lachlan	Bell		2007-08	4	30	4	7.50	2	19	3	73	24.33
Ricky	Bell (Rick-a-potamus)		2000-01	18	245	20	12.25	6	188	22	688	31.27
Ian	Bennett		1992-93	9	40	3	13.33	0	34	6	154	25.67
Rex	Bennett		2001-02	35	341	15	22.73	6	299	55	726	13.20
Ollie	Benson		2006-07	10	182	11	16.55	3	57	10	278	27.80
John	Bentivoglio		1974-75	87	1128	84	13.43	12	171	44	718	16.32
Theo	Berkis		2005-06	7	120	7	17.14	0	0	0	0	
Joe	Berto			13	428	13	32.92	0	0	0	0	
Michael	Bevis	(Magic)		81	864	70	12.34	2	24	2	98	49.00
Peter	Bevis			42	219	35	6.26	10	29	10	140	14.00
Nancy	Bifera		2008-09	1	0	1	0.00	1	3	0	32	
Damien	Bilsborow		2001-02	24	668	24	27.83	1	62	16	274	17.13

All Time Statistics - to end season 2010/11

Name	Surname	Nickname	Debut	Games	Runs	Comp. Ins	Bat Ave	Ducks	Overs	Wkts	Runs Off	Bowl Ave
Jen	Bishop		2008-09	13	20	8	2.50	5	16	5	107	21.40
Cris	Bisiotis		1991-92	2	54	2	27.00	0	0	0	0	
Andrew	Blackburn		1992-93	1	3	1	3.00	0	0	0	0	
Colin	Blake		1990-91	4	19	4	4.75	2	2	0	6	
Marcus	Blake		2007-08	3	27	2	13.50	0	12	3	84	28.00
Stewart	Blandford		2005-06	14	169	16	10.56	4	6	2	44	22.00
Michael	Blangiardo			35	548	35	15.66	2	57	14	179	12.79
Evan	Blythe		2005-06	63	184	29	6.34	15	773	129	2450	18.99
Kosta	Bolls		2005-06	3	12	3	4.00	2	11	4	100	25.00
Frank	Bonfa		2006-07	44	240	27	8.89	2	109	14	620	44.29
Joe	Bonfa		1992-93	140	879	77	11.42	19	1409	243	3954	16.27
Peter	Bonfa		2006-07	27	247	18	13.72	4	10	2	92	46.00
Steven	Bonfa		2004-05	52	987	57	17.32	5	257	53	1100	20.75
Anthony	Boonan		1997-98	1	6	1	6.00	0	0	0	0	
Vince	Borg		2004-05	13	234	14	16.71	2	0	0	0	
Alexei	Borrell		2006-07	20	179	13	13.77	3	94	13	345	26.54
Peter	Boulouxis	(Uncle)	1984-85	190	3953	170	23.25	27	675	103	2493	24.20
Craig	Bray		1986-87	1	15	1	15.00	0	0	0	0	
Peter	Brear		1994-95	5	396	5	79.20	0	12	2	31	15.50
Ben	Brelis		2007-08	11	30	6	5.00	2	17	3	124	41.33
Ben	Brelis		2009-10	14	100	14	7.14	3	40	5	229	45.80
John	Brelis		2005-06	31	65	17	3.82	6	144	27	616	22.81
Nick	Brelis		2009-10	13	19	8	2.38	3	22	5	141	28.20
Ros	Brelis		2007-08	24	134	23	5.83	9	153	15	698	46.53
Robert	Breschkin		2002-03	18	168	17	9.88	3	35	5	199	39.80
Ian	Broadbent		1983-84	19	667	16	41.69	3	17	2	54	27.00
Paul	Brock		2005-06	2	1	1	1.00	0	3	0	22	
Wayne	Brookshaw		1986-87	5	19	5	3.80	2	0	0	0	
Craig	Brown	(Brownny)	1996-97	24	538	19	28.32	2	76	10	243	24.30
Daniel	Brown		2008-09	21	134	16	8.38	5	10	3	90	30.00
Duncan	Brown		2005-06	4	20	1	20.00	0	50	6	185	30.83
Liam	Brown		2003-04	17	162	16	10.13	2	19	6	58	9.67
Robert	Brown		1986-87	3	4	3	1.33	2	0	0	0	
Wendy	Browning		2008-09	1	5	0	0.00	0	0	0	0	
Lalith	Buddhadasa		2007-08	34	332	27	12.30	4	223	38	779	20.50
Allan	Burke		1997-98	20	559	14	39.93	1	46	4	213	53.25
Shaun	Burke		1998-99	1	0	1	0.00	1	1	0	15	
Kevin	Burt		1989-90	4	9	2	4.50	0	0	0	0	
Phillip	Buultjens		2003-04	1	36	1	36.00	0	8	0	41	
Grant	Byrne		2001-02	4	92	5	18.40	1	44	6	161	26.83
David	Caccamo		1999-00	13	165	6	27.50	2	179	31	449	14.48
Emanuel	Caccamo		1999-00	22	412	19	21.68	2	11	2	54	27.00
Michael	Caccamo		1999-00	27	640	22	29.09	4	14	3	11	3.67
Vince	Calabro		1989-90	3	11	1	11.00	0	20	3	75	25.00
David	Callendar		1988-89	11	301	9	33.44	1	1	0	2	
Dean	Campbell	(Che)	2000-01	13	39	2	19.50	0	195	26	584	22.46
Garry	Campbell		1973-74	28	595	22	27.05	2	3	0	10	
Ian	Campbell		1986-87	4	65	4	16.25	0	19	7	80	11.43
Robert	Campbell		1976-77	19	166	19	8.74	4	32	10	100	10.00
Frank	Candido		1987-88	3	2	3	0.67	1	0	0	0	
James	Cannatelli		2007-08	1	19	1	19.00	0	0	0	0	
Frank	Cano		1976-77	28	357	27	13.22	5	109	25	518	20.72
Sandro	Capocchi	(Sambo)	1985-86	264	6437	247	26.06	33	739	110	2360	21.45
Carmen	Carew		2008-09	4	0	1	0.00	1	1	0	10	
Peter	Carmen		1980-81	9	145	9	16.11	2	71	21	269	12.81
Vince	Carpanzano		1996-97	1	0	1	0.00	1	0	0	0	
Joe	Carroll		2006-07	22	526	24	21.92	3	18	2	85	42.50
Frank	Caruso			53	344	47	7.32	19	412	76	1301	17.12
John	Casagrande		2005-06	18	250	17	14.71	1	70	10	334	33.40
Darren	Caton		1992-93	20	629	19	33.11	2	15	5	105	21.00
Garry	Chahine		1981-82	1	7	1	7.00	0	0	0	0	
Vikash	Chand		2006-07	10	361	10	36.10	3	155	23	430	18.70
Steve	Chaplin		1986-87	3	9	3	3.00	2	24	3	82	27.33
Adam	Chapple		1999-00	24	555	20	27.75	3	56	10	257	25.70
Harry	Charalambous		1994-95	11	51	8	6.38	3	46	12	211	17.58
Shaun	Charles		1975-76	6	17	2	8.50	0	6	0	24	
Jimmy	Charocheris		1994-95	7	58	6	9.67	0	0	0	0	
Amit	Chaudhary	(Armsie)	2007-08	47	959	30	31.97	4	361	78	1050	13.46
Prateek	Chaudhary		2007-08	4	295	3	98.33	0	7	2	34	17.00
Matthew	Cheligoy		2003-04	18	239	19	12.58	1	58	9	165	18.33

All Time Statistics - to end season 2010/11

Name	Surname	Nickname	Debut	Games	Runs	Comp. Ins	Bat Ave	Ducks	Overs	Wkts	Runs Off	Bowl Ave
Domenic	Chiera		2004-05	52	487	36	13.53	8	309	60	1421	23.68
Peter	Chiera		2004-05	24	240	13	18.46	3	56	15	254	16.93
Roger	Chitty		1977-78	10	256	12	21.33	1	59	15	188	12.53
Vishal	Chopra		2010-11	8	41	7	5.86	2	4	0	31	
Mark	Cini	(Junior)	1998-99	147	2340	104	22.50	9	1034	182	3588	19.71
Ethan	Clarke		2007-08	4	82	2	41.00	0	18	2	117	58.50
Jackson	Clarke		2005-06	7	20	5	4.00	1	5	0	46	
James	Clarke		2001-02	42	326	41	7.95	9	88	18	573	31.83
Paul	Clarke		1986-87	9	191	9	21.22	0	9	0	58	
Max	Clear		1986-87	5	74	4	18.50	0	28	5	118	23.60
Paul	Cluney		1998-99	1	14	1	14.00	0	0	0	0	
Tony	Coco			61	597	58	10.29	15	205	68	1094	16.09
Ben	Coghlan		2010-11	5	16	4	4.00	2	21	5	80	16.00
Michael	Colaci		1986-87	19	182	17	10.71	0	170	23	433	18.83
Paul	Colaci		1998-99	5	33	1	33.00	0	2	0	22	
Rocky	Colaci		1998-99	1	6	1	6.00	0	0	0	0	
Con	Colaidis		1981-82	1	1	1	1.00	0	6	2	7	3.50
Craig	Cole		1998-99	1	0	0	0.00	0	7	4	26	6.50
Martin	Collins		2004-06	13	250	9	27.78	1	4	0	31	
Paul	Collins		1981-82	1	0	1	0.00	1	0	0	0	
Tracey	Collins		2008-09	2	0	1	0.00	1	2	0	13	
Daniel	Comande		2009-10	1	0	0	0.00	0	0	0	0	
Paul	Comino		1990-91	106	561	70	8.01	17	141	29	877	30.24
Shane	Comino		1991-92	80	386	70	5.51	21	74	9	485	53.89
Michael	Cooney		2000-01	3	2	2	1.00	1	0	0	0	
Richard	Cooney		2002-03	59	191	40	4.78	13	24	3	274	91.33
Steve	Cooper		1989-90	9	206	7	29.43	0	34	8	159	19.88
Alex	Coote	(Coota)	2008-09	19	115	14	8.21	4	48	6	378	63.00
Ben	Coote		2006-07	28	224	15	14.93	3	164	23	537	23.35
Phil	Coote		2006-07	9	7	2	3.50	0	0	0	0	
Peter	Cordell		1992-93	5	24	3	8.00	0	18	3	34	11.33
Bill	Cormack		1980-81	9	155	6	25.83	1	69	13	290	22.31
Graeme	Cornwill		1971-72	32	369	36	10.25	9	111	29	561	19.34
Ross	Cornwill		1971-72	21	126	15	8.40	5	24	11	106	9.64
Denis	Corollo		1987-88	14	104	12	8.67	6	111	18	387	21.50
Robert	Corollo			76	321	47	6.83	13	660	143	2065	14.44
Damian	Cosgriff		2003-04	3	14	2	7.00	1	0	0	0	
Tony	Coslovich		1983-84	73	1196	68	17.59	3	170	23	433	18.83
Joel	Costigan		2004-05	31	91	27	3.37	10	60	9	296	32.89
Paul	Costoglou		1996-97	4	19	1	19.00	0	0	0	0	
Glen	Courts	(Buddha)	1999-00	43	1832	40	45.80	3	57	5	171	34.20
Liam	Coventry-Poole		2003-04	4	49	3	16.33	0	6	2	70	35.00
Sam	Coventry-Poole		2006-07	47	950	38	25.00	3	67	8	352	44.00
Erin	Cowley		2007-08	1	9	1	9.00	0	6	0	78	
Paul	Cramer			37	328	22	14.91	4	302	46	895	19.46
Brett	Cresswell		1992-93	5	38	2	19.00	0	0	0	0	
Dean	Cresswell		1992-93	3	44	1	44.00	0	0	0	0	
Wally	Crocker		1989-90	3	15	2	7.50	0	2	0	15	
Richie	Cudmore		1996-97	17	64	7	9.14	2	66	9	393	43.67
Denis	Culhane		1987-88	8	23	8	2.88	2	0	0	0	
Neil	Cullen		1980-81	10	46	9	5.11	2	33	6	88	14.67
Alan	Cullinger		1983-84	1	0	1	0.00	1	0	0	0	
Michael	Cumbo	(Mickster)	2000-01	113	1459	126	11.58	23	108	20	528	26.40
Allan	Cumming		2002-03	89	707	79	8.95	2	29	6	205	34.17
Doug	Cumming		2010-11	6	2	5	0.40	3	0	0	0	
James	Cumming		2009-10	1	16	1	16.00	0	0	0	0	
Brett	Curran	(Skipper)	2005-06	61	541	39	13.87	11	81	22	363	16.50
Liam	Curran		2007-08	3	1	1	1.00	0	0	0	0	
Chris	Daley		1997-98	1	34	1	34.00	0	0	0	0	
Mick	Dalpiaz		1986-87	1	10	1	10.00	0	0	0	0	
Anthony	Daniels		2002-03	1	0	1	0.00	1	1	1	0	0.00
Joe	Darmanin		2005-06	3	57	3	19.00	1	5	4	38	9.50
Darcy	Darvill		1989-90	6	22	2	11.00	2	0	0	0	
Tony	Darvill			32	430	27	15.93	2	0	0	0	
Caleb	Davidson		1985-86	1	10	1	10.00	0	0	0	0	
Corey	Davidson		1985-86	63	375	26	14.42	10	558	109	1844	16.92
Tony	Davies		1986-87	17	128	16	8.00	2	7	1	41	41.00
Ray	Davis		1987-88	1	2	2	1.00	1	4	1	19	19.00
Peter	Dawkins		1971-72	61	350	45	7.78	11	332	69	1487	21.55
Surender	Dayma		2010-11	6	91	5	18.20	1	7	7	47	6.71

All Time Statistics - to end season 2010/11

Name	Surname	Nickname	Debut	Games	Runs	Comp. Ins	Bat Ave	Ducks	Overs	Wkts	Runs Off	Bowl Ave
Jacinta	de Niese		2008-09	9	46	7	6.57	3	7	1	52	52.00
Jacob	de Niese		2006-07	51	446	41	10.88	11	93	13	554	42.62
Susan	De Niese		2009-10	1	0	0	0.00	0	0	0	0	
Brian	Dee		1974-75	6	90	5	18.00	1	55	5	156	31.20
Con	Delis		1994-95	10	42	5	8.40	-2	61	9	251	27.89
Jenny	Demarte		2008-09	2	78	0	0.00	0	7	1	28	28.00
Natalie	Demarte		2008-09	32	416	28	14.86	2	50	8	326	40.75
Ken	Dempster		1986-87	5	4	4	1.00	3	0	0	0	
Ian	Denny	(Eggers)	1983-84	283	10434	232	44.97	19	3695	604	9977	16.52
Andrew	De Silva		1992-93	5	79	4	19.75	0	0	0	0	
Channa	DeSilva		2009-10	21	521	23	22.65	7	0	0	0	
David	Desmond		2003-04	1	65	1	65.00	0	7	1	51	51.00
Bianca	Devine		2009-10	6	5	4	1.25	2	2	0	21	
Tricia	Devine		2009-10	3	0	3	0.00	3	1	0	5	
Luis	Di Giglio		2008-09	2	11	2	5.50	0	9	3	35	11.67
George	Diakonidis		1998-99	2	28	2	14.00	0	2	0	28	
Ches	DiGiovine		2009-10	5	23	1	23.00	0	12	3	44	14.67
Matthew	DiGiovine		2009-10	2	0	1	0.00	1	2	0	5	
Chris	Dillon		2004-05	1	76	1	76.00	0	4	0	21	
Jamie	Dillon		2004-05	9	59	8	7.38	2	15	2	96	48.00
Charlie	Distefano			65	1202	64	18.78	7	55	11	216	19.64
Nick	Dodd		1988-89	12	88	11	8.00	1	65	12	314	26.17
Chris	Doherty		1991-92	30	138	16	8.63	5	233	33	804	24.36
Sean	Doherty		2003-04	9	22	5	4.40	1	55	6	223	37.17
Jason	Dolezal-May		2006-07	10	22	6	3.67	2	8	1	53	53.00
Subramani	Doraiswamy	(Sid)	2010-11	9	88	9	9.78	3	29	3	148	49.33
Paul	Double		1981-82	1	0	0	0.00	0	0	0	0	
Domenic	Douglas		1985-86	7	144	6	24.00	0	0	0	0	
Paul	Douglas		2010-11	1	32	1	32.00	0	0	0	0	
Brendan	Dowd		2009-10	5	31	5	6.20	1	27	5	154	30.80
Ken	Dowd		2009-10	4	47	3	15.67	1	0	0	0	
Michael	Dowd		2009-10	2	0	0	0.00	0	0	0	0	
Frank	Doyle		2002-03	2	4	1	4.00	0	9	1	43	43.00
Russell	Doyle			44	437	36	12.14	7	203	37	640	17.30
Dean	Druitt		1992-93	1	1	1	1.00	0	3	0	33	
Gary	Dudderidge			41	1101	40	27.53	2	22	6	78	13.00
Steve	Dunn		2003-04	2	0	2	0.00	2	0	0	0	
Paul	Dunne		1986-87	1	5	1	5.00	0	7	1	24	24.00
Aaron	Durovic		1989-90	6	62	2	31.00	1	4	0	8	
Phil	Dylan		1998-99	1	0	1	0.00	1	5	1	32	32.00
Paul	Edwards			9	125	12	10.42	1	31	6	166	27.67
Marty	Egan			92	1177	70	16.81	11	1013	176	2621	14.89
Kevin	Eggerton		1992-93	1	0	0	0.00	0	14	1	32	32.00
Glenn	Eismontas	(Stamps)	2002-03	49	933	50	18.66	5	84	9	404	44.89
Darryl	Elliott		1979-80	141	2284	120	19.03	18	1192	191	3476	18.20
Michael	Elliott		1999-00	33	52	12	4.33	6	504	83	1660	20.00
Paul	Elliott		2006-07	2	15	3	5.00	1	0	0	0	
Steve	Elworthy		2001-02	2	79	2	39.50	0	24	0	89	
Chris	Enright		2010-11	3	12	4	3.00	2	5	1	36	36.00
Matthew	Esmore		2010-11	7	31	3	10.33	1	27	3	167	55.67
Shane	Esmore		2010-11	8	26	7	3.71	2	0	0	0	
Stephen	Esmore		2010-11	1	2	0	0.00	0	0	0	0	
Ethrem	Esperat		1986-87	4	19	2	9.50	1	26	3	62	20.67
Mitchell	Evans		2009-10	1	20	1	20.00	0	0	0	0	
Phillip	Ewing		2002-03	1	2	2	1.00	0	0	0	0	
Ryan	Fairclough	(Panda)	2005-06	47	408	43	9.49	4	36	8	214	26.75
Steve	Farquer		1988-89	1	5	1	5.00	0	0	0	0	
Mick	Fawkner		1997-98	2	2	1	2.00	1	18	1	58	58.00
Jesse	Felle		2001-02	77	1143	68	16.81	5	857	140	2659	18.99
Michael	Felle		2002-03	19	26	15	1.73	8	19	5	191	38.20
Pat	Felmingham		2005-06	52	1558	51	30.55	3	78	22	320	14.55
Cian	Fenaughty		2004-05	2	2	2	1.00	0	0	0	0	
Eamonn	Fenaughty		2004-05	17	45	8	5.63	3	23	10	182	18.20
Peter	Fenaughty		2003-04	88	294	48	6.13	17	0	0	0	
Seamus	Fenaughty		2003-04	20	66	18	3.67	7	62	11	258	23.45
James	Ferguson		1992-93	1	0	0	0.00	0	3	0	7	
Paul	Ferraro		1998-99	3	48	2	24.00	0	0	0	0	
Jake	Ferrier		2004-06	14	96	15	6.40	3	32	8	176	22.00
Paul	Finlay		2000-01	3	1	2	0.50	1	6	1	29	29.00
Tim	Fisher		2000-01	100	440	66	6.67	27	804	104	2731	26.26

All Time Statistics - to end season 2010/11

Name	Surname	Nickname	Debut	Games	Runs	Comp. Ins	Bat Ave	Ducks	Overs	Wkts	Runs Off	Bowl Ave
Bec	Fitzgerald		2008-09	8	20	4	5.00	1	19	1	108	108.00
Danny	Fitzpatrick	(Fitzy)	1988-89	134	3207	116	27.65	12	1282	210	3558	16.94
Peter	Fitzpatrick		1988-89	22	267	18	14.83	4	77	16	351	21.94
Tom	Fitzpatrick		1988-89	1	10	1	10.00	0	0	0	0	
Wayne	Fitzpatrick		1989-90	27	45	10	4.50	6	1	0	3	
Brett	Fletcher	(Fletch)	2000-01	23	91	12	7.58	4	248	38	607	15.97
Ray	Fletcher		1991-92	1	14	2	7.00	1	1	0	12	
George	Formisano		1988-89	2	39	1	39.00	0	14	1	32	32.00
Mark	Forster		2006-07	10	242	11	22.00	1	11	2	50	25.00
Michael	Foster	(Foz)	2009-10	5	82	3	27.33	0	17	4	99	24.75
Jim	Fotopoulos		1984-85	3	32	4	8.00	0	2	1	16	16.00
Jesse	Franco		1998-99	1	0	0	0.00	0	0	0	0	
Peter	Frangoulis		2004-05	8	20	7	2.86	2	14	2	89	44.50
Alex	Fraser		1986-87	1	0	1	0.00	1	15	1	61	61.00
Tim	Fraser		2003-04	3	14	2	7.00	0	2	0	25	
Shane	Frenette	(Paddle Pop)	2000-01	41	534	45	11.87	6	26	5	145	29.00
David	Gallagher		2005-06	1	0	1	0.00	1	1	0	11	
Bede	Gannon		1997-98	65	790	52	15.19	8	551	107	1996	18.65
David	Gardiner		1978-79	8	74	8	9.25	4	6	1	27	27.00
Jack	Gardiner		1995-96	4	62	5	12.40	1	1	0	7	
John	Gardiner		2007-08	2	43	1	43.00	0	0	0	0	
John	Gardiner		2010-11	1	0	1	0.00	1	0	0	0	
Kevin	Gardiner		1975-76	153	1086	112	9.70	17	1045	164	3279	19.99
Peter	Gardiner	(PG)	1971-72	244	2593	190	13.65	26	1863	323	6020	18.64
Terry	Gardiner		2007-08	3	0	0	0.00	0	21	3	87	29.00
Kristian	Garland		2010-11	13	159	12	13.25	3	0	0	0	
John	Gaspar		1996-97	11	45	3	15.00	0	14	4	129	32.25
Daniel	Gauci		2009-10	4	79	3	26.33	0	15	1	41	41.00
George	Gauci		1998-99	1	0	0	0.00	0	0	0	0	
Mark	Gauci	(Gauci)	1998-99	159	3657	151	24.22	11	621	109	2046	18.77
Matt	Gauci	(Matty G.)	1997-98	113	2443	98	24.93	16	419	63	1157	18.37
Sean	Gauntlett		1984-85	2	38	2	19.00	0	0	0	0	
Mark	Gaut		1996-97	4	13	2	6.50	0	2	1	15	15.00
Terry	Gaut			14	127	6	21.17	1	0	0	0	
Steven	Gentilin	(Elvis)	2007-08	30	326	17	19.18	4	203	26	681	26.19
Jim	Gerada		1985-86	2	83	2	41.50	0	4	0	19	
Charlie	Gervasi			8	17	5	3.40	2	2	1	4	4.00
Matthew	Gervasi		2006-07	2	11	1	11.00	0	0	0	0	
Charlie	Gila		1991-92	28	572	23	24.87	4	5	0	45	
Tony	Gila		1991-92	35	379	27	14.04	3	291	54	966	17.89
Nathan	Gilbee		2002-03	7	99	7	14.14	1	14	3	71	23.67
Maggie	Gill		2009-10	1	2	1	2.00	0	6	1	52	52.00
Daniel	Gillies		2004-05	11	155	9	17.22	2	56	12	195	16.25
Adrian	Giordano		2004-06	17	309	18	17.17	2	12	1	81	81.00
David	Girvin		1998-99	5	4	2	2.00	0	12	2	58	29.00
Eric	Glazner		1986-87	6	68	4	17.00	0	17	6	104	17.33
Shannon	Gleeson		2008-09	1	13	1	13.00	0	5	0	8	
Tony	Gleeson		1997-98	81	1358	63	21.56	7	474	64	1329	20.77
Peter	Golding		2007-08	46	349	20	17.45	3	0	0	0	
Shane	Golds	(Goldsy)	1988-89	105	2172	85	25.55	7	301	59	1155	19.58
Luke	Gooley		1993-94	34	723	33	21.91	7	44	4	209	52.25
Mark	Gooley		1996-97	23	311	20	15.55	1	82	19	528	27.79
Simon	Gooley		1996-97	25	273	23	11.87	4	121	16	570	35.63
Prasanna	Gopalakrishnan		2006-07	5	66	5	13.20	0	12	2	32	16.00
Daniel	Gorham		2007-08	21	111	7	15.86	1	52	14	310	22.14
Rodney	Gorham		2008-09	17	51	9	5.67	1	40	10	325	32.50
Robert	Goss		2006-07	1	0	0	0.00	0	2	0	20	
David	Graetz		2003-04	49	45	19	2.37	13	23	5	164	32.80
Shaun	Gray		1985-86	1	1	1	1.00	0	19	7	50	7.14
Tony	Gray		2007-08	1	0	1	0.00	1	2	0	9	
Steve	Grech		1991-92	1	0	0	0.00	0	7	2	22	11.00
Mark	Green		1992-93	2	0	0	0.00	0	3	0	17	
Ewan	Greenfield		2006-07	10	137	3	45.67	3	70	8	279	34.88
Peter	Grey		1985-86	3	32	2	16.00	1	3	0	4	
Ron	Grimble		1986-87	28	439	28	15.68	1	91	25	294	11.76
John	Gritty		1992-93	4	88	3	29.33	1	18	0	62	
Ashley	Grundy		2004-05	8	60	7	8.57	1	6	1	44	44.00
Tien	Ha		2006-07	46	307	44	6.98	10	251	30	1160	38.67
Dale	Hadfield		1997-98	82	1014	68	14.91	12	2	1	8	8.00
Brian	Hallett			60	893	55	16.24	9	373	62	1006	16.23

All Time Statistics - to end season 2010/11

Name	Surname	Nickname	Debut	Games	Runs	Comp. Ins	Bat Ave	Ducks	Overs	Wkts	Runs Off	Bowl Ave
Sam	Hamid		1998-99	5	26	1	26.00	0	5	1	32	32.00
John	Hannah		1996-97	7	99	4	24.75	0	70	8	169	21.13
Darrell	Hannell		1973-74	24	64	28	2.29	10	45	17	250	14.71
Len	Hannell		1973-74	24	71	24	2.96	10	3	2	8	4.00
Chris	Hannigan		1997-98	5	17	4	4.25	2	50	6	174	29.00
Antony	Harbor		2006-07	8	69	7	9.86	2	49	8	189	23.63
Ben	Harding		2003-04	2	12	2	6.00	1	19	4	91	22.75
Kane	Harding		2008-09	23	205	10	20.50	1	363	73	938	12.85
Rose	Harrington		2008-09	2	9	1	9.00	0	9	1	32	32.00
David	Harris		1990-91	10	158	5	31.60	0	93	15	284	18.93
Martin	Harris		1988-89	3	42	3	14.00	1	3	0	9	
Alan	Harry	(Cougar)	2006-07	52	1094	48	22.79	1	56	9	285	31.67
Ashley	Harry		2007-08	4	2	2	1.00	1	7	0	37	
Michael	Harvey	(Ranga)	1977-78	246	7104	244	29.11	11	68	19	390	20.53
Robert	Harvey		2001-02	3	39	5	7.80	2	43	9	184	20.44
Paul	Hawkless		1973-74	17	74	17	4.35	5	6	3	55	18.33
Bill	Heales		1985-86	3	114	4	28.50	1	1	0	0	
Joe	Hebaiter		2003-04	20	6	8	0.75	4	0	0	0	
Paul	Hedjes		2005-06	26	295	24	12.29	6	78	9	495	55.00
Neil	Henderson		1971-72	21	1365	25	54.60	1	255	83	918	11.06
Ken	Hennessy		1981-82	1	10	1	10.00	0	0	0	0	
Steven	Herbert		2008-09	27	235	18	13.06	3	212	25	672	26.88
Jamie	Herring		2010-11	4	116	4	29.00	0	27	8	119	14.88
Brad	Hibben		1994-95	22	344	20	17.20	2	13	3	60	20.00
Wes	Hickman		2007-08	1	4	1	4.00	0	0	0	0	
Tony	Hicks			35	134	17	7.88	2	2	0	22	
Bernadette	Hobbs		2007-08	12	45	11	4.09	4	0	0	0	
Paul	Hobbs	(Keeper)	2006-07	52	644	44	14.64	11	12	2	77	38.50
Seamus	Hobbs		2006-07	4	2	1	2.00	0	4	0	19	
Jamie	Holt		1998-99	23	601	22	27.32	2	28	2	97	48.50
David	Hooper		1981-82	1	0	1	0.00	1	0	0	0	
Darcy	Horne		2010-11	9	26	5	5.20	1	61	7	233	33.29
Phil	Horner		2007-08	1	5	1	5.00	0	0	0	0	
Clint	Horwood		2006-07	3	11	2	5.50	1	7	1	39	39.00
Joe	Hoseman		1974-75	45	260	49	5.31	15	5	1	59	59.00
Jamie	Howard	(Bundy)	2000-01	40	1049	35	29.97	7	73	11	321	29.18
Mick	Howell		1994-95	3	14	2	7.00	0	23	5	87	17.40
Rob	Hudson		2002-03	1	3	0	0.00	0	0	0	0	
Alan	Hughes		1984-85	6	208	6	34.67	0	5	2	6	3.00
Margie	Hurley		2008-09	1	0	0	0.00	0	0	0	0	
Susie	Hutchinson		2009-10	2	5	1	5.00	0	2	0	22	
David	Hutchison	(Hutch)	2008-09	28	737	27	27.30	5	53	7	318	45.43
Simon	Iles		1991-92	10	244	9	27.11	0	0	0	0	
Tony	Indomenico		1981-82	1	18	1	18.00	0	0	0	0	
Charlie	Intagliata		1975-76	9	23	8	2.88	4	6	0	43	
Luke	Intagliata		2008-09	2	0	0	0.00	0	2	0	17	
Michael	Intagliata		2008-09	1	5	0	0.00	0	0	0	0	
Mick	Intagliata	(Intags)		185	1437	124	11.59	25	1655	263	6261	23.81
Robert	Intagliata		1997-98	3	23	2	11.50	1	11	3	32	10.67
Tanya	Intagliata		2006-07	42	242	36	6.72	7	225	28	1110	39.64
Craig	Ion			72	862	65	13.26	10	148	16	470	29.38
Gary	Irons	(G.I.)		227	1281	109	11.75	32	2777	427	7943	18.60
John	Italia		2007-08	2	19	2	9.50	1	3	1	37	37.00
Sriram	Iyer		2010-11	4	74	3	24.67	2	6	5	47	9.40
Subu	Iyer		2008-09	21	169	17	9.94	0	49	9	290	32.22
David	Jensen		2004-05	3	0	0	0.00	0	4	1	25	25.00
Jan	Jinadasa			27	267	24	11.13	4	13	6	23	3.83
Craig	Jobson	(Jobs)	2000-01	10	167	10	16.70	0	52	7	194	27.71
Ajith	John	(A.J.)	2006-07	2	50	2	25.00	0	0	0	0	
Alex	Johnson		2005-06	2	3	3	1.00	1	2	0	33	
Gary	Johnson			91	904	72	12.56	14	927	121	2589	21.40
James	Johnston		2007-08	19	163	9	18.11	1	63	12	316	26.33
Kim	Johnston		2007-08	32	360	30	12.00	3	76	12	464	38.67
David	Jolley		1998-99	50	1546	40	38.65	2	8	1	38	38.00
Cassie	Jones		2008-09	1	0	0	0.00	0	0	0	0	
Heath	Jones		2002-03	37	887	39	22.74	6	446	66	1275	19.32
Lindsay	Jones			22	78	14	5.57	5	9	2	70	35.00
Nathan	Jones		1991-92	8	87	8	10.88	2	53	5	263	52.60
Ankit	Joshi		2007-08	1	0	0	0.00	0	1	1	0	0.00
Peter	Judge		1988-89	1	0	0	0.00	0	7	1	21	21.00

All Time Statistics - to end season 2010/11

Name	Surname	Nickname	Debut	Games	Runs	Comp. Ins	Bat Ave	Ducks	Overs	Wkts	Runs Off	Bowl Ave
Dean	Jukic		1998-99	141	2572	116	22.17	20	606	133	2035	15.30
Alex	Kalamaras		1991-92	17	26	7	3.71	5	161	31	799	25.77
Arif	Kalem		1984-85	13	282	11	25.64	1	36	5	88	17.60
Dwayne	Kalokathis		1986-87	5	138	5	27.60	0	4	0	19	
Muhammad	Kamran		2008-09	1	77	1	77.00	0	7	3	33	11.00
John	Kapetanovski		1986-87	1	16	1	16.00	0	0	0	0	
Peter	Karampetsos		1986-87	11	46	10	4.60	1	23	6	101	16.83
Ziad	Kassab		1998-99	1	34	1	34.00	0	8	1	30	30.00
Zayd	Kathrada		2002-03	3	86	3	28.67	0	21	6	78	13.00
Stuart	Keating		2006-07	3	7	3	2.33	2	20	4	77	19.25
Robert	Keenan		2004-05	8	109	7	15.57	0	35	7	145	20.71
Sean	Kelly		1983-84	5	42	5	8.40	1	0	0	0	
Michael	Kenny		1981-82	1	0	1	0.00	1	0	0	0	
Kam	Kenny-Jones		2009-10	16	159	13	12.23	3	46	15	256	17.07
Mark	Keogh		1981-82	1	62	1	62.00	0	9	2	50	25.00
Steve	Keogh		1986-87	5	13	1	13.00	0	46	6	124	20.67
Chris	Kerr		2004-05	22	316	17	18.59	2	61	10	386	38.60
William	Khoury		2004-05	4	15	4	3.75	1	5	0	44	
Brad	King		1996-97	12	18	4	4.50	4	1	0	8	
Garth	King		2006-07	6	192	7	27.43	0	0	0	0	
Lily	King		2007-08	1	1	1	1.00	0	2	0	23	
Neil	King		1974-75	9	176	6	29.33	2	33	11	148	13.45
Phill	King		2003-04	87	677	71	9.54	18	2	1	35	35.00
Tom	King		2001-02	91	1540	75	20.53	3	492	81	1799	22.21
B.	Kline		1983-84	8	67	8	8.38	2	7	2	43	21.50
Tony	Klose			12	105	13	8.08	3	0	0	0	
C.	Kneebone		1989-90	1	46	1	46.00	0	6	0	4	
Warwick	Knill	(Jacko)		44	542	38	14.26	5	70	10	320	32.00
Brendan	Knowles		1991-92	39	339	22	15.41	5	80	12	287	23.92
Michael	Knowles		1990-91	1	20	0	0.00	0	8	4	32	8.00
John	Knox		1988-89	18	76	9	8.44	0	176	27	536	19.85
Iraklis	Kolokithas		2004-05	38	160	18	8.89	5	341	62	1154	18.61
Owen	Kosakiewicz		2007-08	2	17	2	8.50	0	14	2	56	28.00
Con	Koulouris		2008-09	20	321	17	18.88	0	102	21	461	21.95
Nathan	Koulouris		2008-09	20	54	10	5.40	3	37	9	174	19.33
Karthik	Krishina		1999-00	16	85	8	10.63	1	117	21	461	21.95
Nick	Kritharidis		2004-05	15	361	16	22.56	2	154	18	456	25.33
Johnny	Krstanac		1985-86	6	43	5	8.60	1	11	0	60	
William	Lai		2000-01	67	820	68	12.06	15	100	21	516	24.57
Ron	Lallicafini		1992-93	26	228	19	12.00	4	10	5	59	11.80
Rob	Lamberti	(Lambers)	1989-90	53	1818	39	46.62	1	133	21	365	17.38
Damien	Lane		1990-91	3	2	2	1.00	2	33	6	89	14.83
Ross	Larobina		1996-97	24	586	14	41.86	1	60	14	414	29.57
James	Launer		2008-09	5	30	4	7.50	1	16	1	79	79.00
Nick	Launer		2007-08	25	538	25	21.52	5	114	16	401	25.06
Colin	Lavars		1975-76	3	7	4	1.75	2	16	8	103	12.88
Mark	Laver		1997-98	1	7	1	7.00	0	0	0	0	
Michael	Lawrence		2008-09	8	28	6	4.67	2	32	3	182	60.67
Brooke	Lawson		2009-10	6	8	3	2.67	1	2	0	22	
Dean	Lawson	(Possum)	2006-07	54	1760	50	35.20	8	93	30	396	13.20
Sam	Lawson		2007-08	34	125	28	4.46	10	187	26	794	30.54
Peter	Legato		2007-08	30	166	26	6.38	5	8	0	64	
Paul	Lennon		1986-87	4	5	2	2.50	0	0	0	0	
Christopher	Lenz		2008-09	1	0	1	0.00	1	0	0	0	
William	Lenz		2008-09	1	1	1	1.00	0	4	1	21	21.00
Sophie	L'estrange		2009-10	1	2	1	2.00	0	0	0	0	
L.	Lewicki		1997-98	2	27	2	13.50	0	6	2	34	17.00
Brett	Lewis		1995-96	13	123	11	11.18	1	118	13	355	27.31
Jeff	Lewis		2001-02	32	235	27	8.70	4	125	19	538	28.32
James	Liberatore		2004-05	8	15	5	3.00	3	33	6	158	26.33
Michael	Lierse		2003-04	2	97	3	32.33	0	6	0	54	
Jake	Little		2007-08	23	372	22	16.91	4	126	19	530	27.89
David	Logan		1988-89	9	132	10	13.20	1	5	1	10	10.00
George	Loh		2008-09	36	448	31	14.45	7	271	56	921	16.44
Frank	Lombardi		1981-82	10	62	7	8.86	1	6	1	17	17.00
Barry	Long		2000-01	3	89	3	29.67	1	19	1	61	61.00
John	Lopes		1973-74	29	603	26	23.19	3	84	25	403	16.12
Bill	Loughron		1991-92	71	1819	61	29.82	7	234	41	924	22.54
Tony	Loughron		1995-96	10	99	8	12.38	2	1	0	7	
Roger	Lowry		1984-85	2	0	0	0.00	0	5	0	24	

All Time Statistics - to end season 2010/11

Name	Surname	Nickname	Debut	Games	Runs	Comp. Ins	Bat Ave	Ducks	Overs	Wkts	Runs Off	Bowl Ave
John	Loy		2009-10	4	26	3	8.67	3	2	0	22	
Laurie	Luhm		2001-02	4	132	4	33.00	0	71	9	270	30.00
Jacob	Lumsden		2006-07	12	146	9	16.22	0	50	11	269	24.45
Justin	Lumsden		2006-07	11	80	7	11.43	0	41	10	244	24.40
Scott	Lumsden		2004-05	2	5	1	5.00	0	9	0	31	
Adrian	Luvara		1996-97	30	318	12	26.50	4	149	31	833	26.87
Marty	Luvara		1996-97	37	886	28	31.64	2	69	17	500	29.41
Callum	MacGregor		2004-05	26	122	19	6.42	5	131	19	721	37.95
Mark	Madden		2005-06	59	830	41	20.24	10	277	50	1083	21.66
Julian	Madigan		2001-02	25	469	26	18.04	1	19	5	101	20.20
Michael	Madigan		2003-04	10	21	9	2.33	3	39	6	263	43.83
Joshua	Maginness		2005-06	67	1284	62	20.71	7	142	22	602	27.36
Darren	Mahoney		1978-79	10	55	6	9.17	0	29	16	87	5.44
Gerald	Mahoney		1988-89	21	107	13	8.23	2	11	4	80	20.00
Shane	Mahoney		1989-90	14	82	9	9.11	1	123	24	271	11.29
Mark	Majerczak		1985-86	1	10	1	10.00	0	0	0	0	
Patrick	Malcolm		2000-01	42	353	33	10.70	13	378	62	1408	22.71
Rhys	Malcolm		2002-03	10	104	7	14.86	2	68	6	250	41.67
Will	Mallory		2003-04	10	97	12	8.08	3	140	22	358	16.27
Luke	Malone		2007-08	37	252	20	12.60	3	146	32	683	21.34
Stephen	Malone		2006-07	34	312	14	22.29	0	37	6	259	43.17
Julien	Mancini		1996-97	23	194	9	21.56	3	0	0	0	
Daniel	Mangan		1998-99	13	7	3	2.33	3	50	12	201	16.75
Peter	Mantoudis		1986-87	5	76	4	19.00	1	50	6	146	24.33
Karl	Manu'a		2008-09	1	15	1	15.00	0	5	0	29	
Tony	Marasco	(Marra)	2003-04	22	316	23	13.74	6	2	0	7	
Luke	Marinelli		2008-09	28	441	20	22.05	2	8	3	68	22.67
Michael	Marinelli		2009-10	4	42	4	10.50	1	4	0	0	
John	Marosey		1983-84	1	3	1	3.00	0	0	0	0	
Elizabeth	Marr		2008-09	23	143	16	8.94	3	64	5	288	57.60
Jessica	Marr		2008-09	28	110	17	6.47	5	99	15	374	24.93
Samantha	Marr		2008-09	26	593	22	26.95	4	185	19	491	25.84
Steve	Marshall			162	2998	121	24.78	14	317	45	960	21.33
Benn	Martiniello		2008-09	20	147	14	10.50	6	83	15	447	29.80
John	Martiniello		2008-09	25	105	9	11.67	3	12	2	86	43.00
Laz	Martsoulis		1991-92	10	247	9	27.44	0	7	1	42	42.00
J.	Mason		1989-90	4	15	5	3.00	2	31	9	125	13.89
Jeff	May		2006-07	6	5	3	1.67	1	4	0	22	
Ashley	Mayne			70	288	54	5.33	6	14	2	64	32.00
Laurie	Mayne			161	4383	128	34.24	13	302	51	1028	20.16
K.	McAlpine		1981-82	1	0	1	0.00	1	7	2	28	14.00
Tony	McAsey		1983-84	6	36	3	12.00	1	5	3	13	4.33
Matt	McAuliffe		2001-02	6	25	7	3.57	6	2	0	8	
Ian	McBain		1998-99	1	0	1	0.00	1	0	0	0	
Craig	McBean		1987-88	17	334	17	19.65	2	41	2	173	86.50
Russell	McBride		1986-87	1	33	1	33.00	0	3	0	11	
Peter	McCann		1986-87	1	0	0	0.00	0	5	1	16	16.00
Grahame	McCulloch		2007-08	2	0	1	0.00	1	1	0	1	
C.	McDonald		1986-87	2	4	1	4.00	0	0	0	0	
J.	McDonald		1985-86	1	38	1	38.00	0	17	2	28	14.00
Tanya	McDonald		2009-10	30	115	20	5.75	9	114	19	574	30.21
Wayne	McDonald		2008-09	8	32	5	6.40	0	46	3	213	71.00
Mark	McDougall		1985-86	14	331	11	30.09	0	28	9	73	8.11
R.	McGrath		1981-82	2	7	2	3.50	0	0	0	0	
Peter	McGuirk		1974-75	49	610	43	14.19	8	177	54	969	17.94
Aaron	McHutchison		2004-05	6	2	3	0.67	2	17	3	50	16.67
Bill	McInerney		1986-87	1	6	1	6.00	0	0	0	0	
Liam	McIntosh		2009-10	16	166	16	10.38	6	51	12	146	12.17
Nick	McIntyre		1983-84	4	48	4	12.00	1	0	0	0	
Daniel	McKenzie		2010-11	3	37	1	37.00	1	0	0	0	
Geoff	McKenzie		1986-87	4	53	5	10.60	1	0	0	0	
Jim	McKenzie	(Stynesy)	1984-85	219	1823	97	18.79	19	2201	350	6544	18.70
Geoff	McKeown	(Charlie)	1998-99	131	2746	127	21.62	21	16	2	107	53.50
Nicole	McLachlan		2007-08	38	354	32	11.06	4	153	36	734	20.39
Doug	McLaggan		1989-90	69	690	54	12.78	8	748	122	2217	18.17
Scott	McLaggan		1990-91	2	88	1	88.00	0	6	0	24	
Ken	McLeod		1971-72	70	1122	78	14.38	11	370	92	1613	17.53
Rod	McLeod		1971-72	140	3471	137	25.34	12	241	41	909	22.17
Scott	McLeod		1989-90	75	787	41	19.20	6	655	105	1861	17.72
Keith	McManamny			70	551	39	14.13	6	851	173	3404	19.68

All Time Statistics - to end season 2010/11

Name	Surname	Nickname	Debut	Games	Runs	Comp. Ins	Bat Ave	Ducks	Overs	Wkts	Runs Off	Bowl Ave
Drew	McMurdo		2003-04	6	83	6	13.83	0	7	2	51	25.50
Grant	McMurdo		2003-04	10	111	9	12.33	2	52	7	351	50.14
Vishal	Mehta		2010-11	9	115	7	16.43	1	77	14	175	12.50
R.	Meldrum		1981-82	7	75	10	7.50	3	3	0	22	
Kevin	Memery		2008-09	28	204	17	12.00	4	0	0	0	
Thomas	Memery		2009-10	12	171	10	17.10	2	1	0	8	
Tom	Memery		2007-08	12	162	11	14.73	1	4	0	22	
Lou	Mertikas		1988-89	9	123	8	15.38	2	19	6	71	11.83
Frank	Meyers		1996-97	8	92	6	15.33	1	0	0	0	
Greg	Meyers	(Shuma)		229	2534	150	16.89	25	12	5	82	16.40
M.	Meyers			10	37	1	37.00	0	126	10	397	39.70
Chris	Micallef		2008-09	23	66	20	3.30	4	15	4	99	24.75
Terry	Michail			78	1021	59	17.31	10	674	164	2616	15.95
Gary	Miladinovic		2002-03	2	61	3	20.33	1	24	8	55	6.88
Brad	Miles		1995-96	12	27	3	9.00	1	64	7	191	27.29
George	Miller		1996-97	4	20	3	6.67	0	19	1	87	87.00
Alan	Milne		2009-10	18	36	7	5.14	4	45	8	308	38.50
Bryan	Milne		2009-10	19	111	14	7.93	5	62	10	278	27.80
Daniel	Mitchell		1999-00	12	6	3	2.00	1	120	21	406	19.33
Gail	Mitchell		2009-10	2	0	0	0.00	0	0	0	0	
Brian	Moore		1976-77	24	149	24	6.21	3	0	0	0	
Grant	Moore		1998-99	46	818	36	22.72	5	142	10	466	46.60
Jan	Moore		2008-09	8	21	6	3.50	3	2	0	17	
Vicki	Moore		2008-09	38	31	23	1.35	15	36	3	345	115.00
Vance	Moran		1996-97	1	2	1	2.00	0	0	0	0	
Peter	Morrison		1990-91	26	436	22	19.82	3	34	8	149	18.63
Jim	Morton		2007-08	3	25	3	8.33	1	4	1	33	33.00
Julian	Muldoon		2004-05	1	76	0	0.00	0	7	3	18	6.00
Kerry	Munday		1998-99	54	600	33	18.18	4	394	65	1318	20.28
Matt	Munday		2006-07	2	0	0	0.00	0	0	0	0	
Robert	Munday		2006-07	2	0	1	0.00	1	7	2	43	21.50
Lina	Muratore		2007-08	22	85	18	4.72	5	2	1	11	11.00
D.	Murphy		1996-97	1	0	1	0.00	1	2	0	9	
Eamonn	Murphy		2010-11	3	8	1	8.00	0	6	0	37	
Bill	Nagel			141	3885	123	31.59	9	1512	282	4813	17.07
D.J	Nagle		1989-90	11	54	8	6.75	3	78	14	265	18.93
Darren	Nagle	(Spud)	1985-86	298	5449	236	23.09	18	2521	405	6483	16.01
Terry	Nagle	(Tex)		143	950	57	16.67	7	1782	319	5023	15.75
Rakesh	Naidu		2007-08	5	46	4	11.50	2	29	7	138	19.71
Jesse Nankivell-Sandor		(Hyphen)	2003-04	72	655	51	12.84	13	470	76	2102	27.66
Craig	Neil		1981-82	1	3	1	3.00	0	0	0	0	
Colin	Nethercliff		1971-72	64	1021	55	18.56	8	694	201	3523	17.53
Steve	Neville			73	1136	73	15.56	2	3	1	26	26.00
Tom	Neville		1987-88	60	189	21	9.00	5	623	105	1759	16.75
Noel	Newton		1991-92	28	415	27	15.37	2	2	0	23	
Fred	Nicholls		1980-81	19	237	23	10.30	5	34	18	332	18.44
Steven	Nickelson		2010-11	9	210	6	35.00	1	0	0	0	
Greg	Nicol		2006-07	47	239	37	6.46	12	332	51	1381	27.08
Jeff	Nicol		1985-86	88	582	74	7.86	19	184	39	924	23.69
Mark	Nicol		2002-03	5	51	6	8.50	4	6	0	55	
Paul	Nicol	(Pickle)	1986-87	149	2083	91	22.89	10	1504	208	4286	20.61
Sharon	Nicol		2007-08	4	1	2	0.50	2	4	0	22	
Wayne	Nicol (Wayne Leslie)		1997-98	123	1554	89	17.46	15	872	132	2878	21.80
Eleni	Nicolaou		2007-08	1	0	0	0.00	0	0	0	0	
Travis	Nolan		1998-99	3	0	0	0.00	0	8	0	16	
Warwick	Nolan	(Viv)	1981-82	225	6194	165	37.54	10	14	1	84	84.00
Garry	Noonan	(Noodles)	1981-82	45	619	43	14.40	7	8	2	26	13.00
Jack	Noonan		2008-09	1	0	1	0.00	1	0	0	0	
Jim	Noonan		1974-75	10	156	8	19.50	1	60	23	187	8.13
Mathew	Norrish		2010-11	4	64	3	21.33	0	11	4	44	11.00
Damien	Nott		1986-87	14	63	6	10.50	2	3	0	29	
Eddie	Nott		1987-88	101	1100	70	15.71	13	658	114	1824	16.00
Danny	O'Boyle		1993-94	4	72	4	18.00	1	49	4	143	35.75
Jenny	O'Brien		2007-08	32	87	18	4.83	9	0	0	0	
John	O'Brien		2004-05	50	427	37	11.54	4	381	78	1386	17.77
Reilly	O'Brien		2008-09	16	165	8	20.63	1	86	10	409	40.90
Sam	O'Brien		2005-06	51	534	26	20.54	6	287	67	987	14.73
Scott	O'Connell		2004-05	12	10	4	2.50	3	6	2	52	26.00
Chris	O'Haire		2003-04	23	171	18	9.50	1	80	9	339	37.67
Damian	O'Haire		2001-02	5	63	4	15.75	2	18	6	138	23.00

All Time Statistics - to end season 2010/11

Name	Surname	Nickname	Debut	Games	Runs	Comp. Ins	Bat Ave	Ducks	Overs	Wkts	Runs Off	Bowl Ave
Michael	O'Haire		2001-02	23	114	16	7.13	7	141	22	577	26.23
Mark	O'Kane		2007-08	1	20	1	20.00	0	0	0	0	
Peter	O'Kane	(Pok)	2008-09	17	129	9	14.33	0	156	34	442	13.00
Sean	O'Kane		2007-08	47	1313	37	35.49	5	103	30	480	16.00
Michael	O'Keefe		1986-87	5	96	5	19.20	1	8	0	30	
David	O'Meara		2008-09	5	8	1	8.00	0	0	0	0	
Mitchell	O'Meara		2008-09	7	103	4	25.75	0	7	1	49	49.00
Paul	O'Meara		2007-08	1	33	1	33.00	0	0	0	0	
A.	O'Neill		2002-03	1	50	0	0.00	0	0	0	0	
David	Onley		1991-92	13	104	9	11.56	0	49	8	332	41.50
Brian	O'Reilly		1971-72	56	1230	63	19.52	11	29	7	195	27.86
Peter	Ormsby	(Animal)		35	218	22	9.91	5	273	38	669	17.61
G.	O'Sullivan		1978-79	2	42	3	14.00	0	8	0	19	
Ian	Palmer		1980-81	10	264	12	22.00	3	92	30	258	8.60
C.	Pande		1999-00	6	12	1	12.00	0	36	11	53	4.82
Andreas	Panousieris		2009-10	11	57	9	6.33	3	44	7	197	28.14
L.	Pappagianou			12	92	8	11.50	1	41	8	130	16.25
Matt	Parkinson		2007-08	1	1	1	1.00	0	3	1	37	37.00
Kamal	Parmar		2009-10	25	205	21	9.76	4	67	15	290	19.33
Damon	Pascoe		2005-06	1	0	0	0.00	0	1	0	3	
Ian	Patman		1986-87	1	13	1	13.00	0	4	2	16	8.00
Simon	Pato		1998-99	1	10	1	10.00	0	5	0	20	
Bill	Patterson		1991-92	11	211	10	21.10	1	5	0	37	
O.	Pauli		1996-97	12	43	8	5.38	1	84	7	334	47.71
F.	Payne		1985-86	1	3	1	3.00	0	0	0	0	
Andrew	Payton		2004-05	79	452	61	7.41	15	233	33	1356	41.09
David	Payton		2007-08	1	0	0	0.00	0	0	0	0	
Simon	Payton		2006-07	48	985	46	21.41	5	11	2	77	38.50
Adrian	Pearce		1990-91	10	99	1	99.00	0	33	5	114	22.80
George	Pearson		2009-10	19	558	18	31.00	2	92	17	290	17.06
Allan	Peck		1992-93	2	32	2	16.00	0	1	0	9	
Andrew	Pegg		2008-09	9	32	7	4.57	2	16	1	92	92.00
Gary	Pellis		1986-87	20	388	17	22.82	1	57	7	190	27.14
Arosha	Perera	(Yoshi)	2005-06	65	2566	62	41.39	12	425	53	1202	22.68
Jude	Perera		1991-92	38	163	19	8.58	6	482	85	1205	14.18
Glenn	Perussich		2008-09	39	749	35	21.40	4	128	31	602	19.42
Lachlan	Perussich		2008-09	5	0	3	0.00	3	7	3	35	11.67
Bryce	Peter-Budge		2006-07	29	651	27	24.11	4	3	0	9	
Greg	Peters		1982-83	220	4725	161	29.35	14	21	1	56	56.00
Steven	Peters		2007-08	1	0	1	0.00	1	0	0	0	
B.	Phillips		1990-91	10	201	10	20.10	0	34	5	131	26.20
Daniel	Phillips	(Daniel San)	1994-95	107	1973	99	19.93	13	470	81	1568	19.36
David	Phillips		1983-84	13	168	9	18.67	0	129	18	466	25.89
Fred	Phillips		1992-93	69	1629	54	30.17	4	33	2	142	71.00
Shane	Phillips		1992-93	85	1424	78	18.26	12	622	104	2005	19.28
T.	Pititto		1995-96	1	0	0	0.00	0	0	0	0	
Marcus	Plozza		2005-06	4	90	3	30.00	0	9	1	72	72.00
Jim	Polonidis	(Polla)	1992-93	200	2854	141	20.24	18	1465	230	3936	17.11
Ian	Potter	(Ick)		51	993	41	24.22	4	630	89	1915	21.52
John	Potter			5	63	4	15.75	2	64	14	203	14.50
Les	Potts		1996-97	14	82	6	13.67	2	171	23	412	17.91
Ryan	Potts		1998-99	1	9	1	9.00	0	1	0	7	
Steve	Pratico			5	96	5	19.20	0	1	0	7	
Graeme	Predgen		1997-98	6	73	4	18.25	0	47	8	283	35.38
Trevor	Price		1986-87	5	132	3	44.00	1	121	15	310	20.67
Craig	Pridham		2009-10	21	96	14	6.86	3	302	48	961	20.02
Nick	Puccio		2008-09	12	162	10	16.20	1	0	0	0	
Craig	Purcell		1988-89	6	76	5	15.20	0	0	0	0	
Des	Purcell		1992-93	16	234	16	14.63	1	127	18	366	20.33
Ken	Purcell		1986-87	4	36	4	9.00	2	0	0	0	
Anthony	Purificato		2005-06	9	67	9	7.44	2	17	2	114	57.00
Celeste	Quinton		2008-09	1	1	1	1.00	0	0	0	0	
Ben	Quixley		2004-05	1	0	1	0.00	1	1	0	11	
Amelia	Radford		2008-09	9	213	7	30.43	1	50	7	168	24.00
Stephen	Radford	(Pigeon)	2006-07	35	110	22	5.00	8	72	21	299	14.24
Lou	Raffaele		2007-08	50	1390	47	29.57	5	32	5	105	21.00
Pramod	Raghavendran		2009-10	10	62	6	10.33	3	14	4	82	20.50
Vivek	Rajababu		2006-07	15	313	14	22.36	3	26	3	142	47.33
Dinesh	Rajalingam		2006-07	1	0	1	0.00	1	1	0	12	
Sriram	Ramakrishnan		2008-09	16	229	12	19.08	0	94	20	462	23.10

All Time Statistics - to end season 2010/11

Name	Surname	Nickname	Debut	Games	Runs	Comp. Ins	Bat Ave	Ducks	Overs	Wkts	Runs Off	Bowl Ave
Paresh	Rathod		2005-06	26	276	18	15.33	6	218	37	739	19.97
Dushan	Raveendrakumar		2008-09	15	356	14	25.43	2	17	1	97	97.00
James	Rawlinson		2004-05	43	581	34	17.09	3	30	6	79	13.17
Shaun	Rayment		2005-06	71	269	44	6.11	21	96	19	585	30.79
Michael	Read		2004-05	1	0	1	0.00	1	1	0	5	
Richard	Reddish		1996-97	44	338	42	8.05	10	140	37	562	15.19
Rod	Reddish		1971-72	1	51	1	51.00	0	3	1	19	19.00
Tom	Reilly		2009-10	3	25	3	8.33	2	23	3	68	22.67
Charlie	Reitano			23	283	20	14.15	0	26	2	79	39.50
Frankie	Reitano		2007-08	14	272	14	19.43	3	139	23	456	19.83
Joe	Reitano		2000-01	10	244	8	30.50	1	70	18	241	13.39
Brian	Rennex	(Crackers)		29	362	27	13.41	5	185	36	677	18.81
Joshua	Rennex		2008-09	1	13	1	13.00	0	0	0	0	
L.	Reynolds		1996-97	1	3	1	3.00	0	3	1	17	17.00
J.	Richards		1986-87	8	37	6	6.17	2	4	0	17	
D.	Richardson		1991-92	1	55	1	55.00	0	5	0	23	
Glenn	Richmond		2007-08	4	88	4	22.00	0	40	3	97	32.33
J.	Ritchie		1983-84	2	4	1	4.00	0	0	0	0	
Daniel	Rizk		2004-05	1	16	0	0.00	0	0	0	0	
David	Roach		2009-10	5	201	7	28.71	2	2	0	4	
John	Roberts		2006-07	18	188	13	14.46	2	57	10	183	18.30
Sandi	Robertson		2007-08	12	12	11	1.09	6	3	0	22	
Andrew	Rock		1987-88	2	31	2	15.50	0	5	0	25	
Gary	Rodgers		1984-85	19	93	14	6.64	3	127	22	391	17.77
Peter	Rogan		1985-86	94	1778	81	21.95	11	33	4	159	39.75
Paul	Roll		1987-88	9	42	8	5.25	1	10	1	45	45.00
Franco	Romano		2000-01	1	0	0	0.00	0	0	0	0	
Lino	Romano		2001-02	1	26	1	26.00	0	2	0	10	
Ian	Ross		2008-09	1	0	0	0.00	0	1	1	7	7.00
Sean	Ross		2008-09	1	17	1	17.00	0	4	1	25	25.00
Mick	Rossito		1980-81	1	9	1	9.00	0	3	0	19	
Paul	Rossito			19	254	23	11.04	4	88	13	293	22.54
David	Rossitto		2010-11	1	0	1	0.00	1	0	0	0	
Simon	Rossitto		2010-11	3	1	2	0.50	1	0	0	0	
Adrian	Rotunno		2009-10	2	25	3	8.33	1	2	0	8	
Sally	Rotunno		2007-08	14	79	10	7.90	3	5	1	58	58.00
Chris	Rowe		1995-96	11	347	11	31.55	0	45	7	107	15.29
Brendan	Rowlands		1999-00	13	223	12	18.58	3	14	5	66	13.20
Harry	Royal		2004-05	2	1	0	0.00	0	0	0	0	
David	Royle		2008-09	5	4	3	1.33	2	15	2	59	29.50
Craig	Rule		1997-98	58	207	30	6.90	7	13	5	55	11.00
Patrick	Russell		2009-10	26	100	18	5.56	6	135	25	586	23.44
Shannon	Russell		2002-03	3	58	5	11.60	1	3	0	34	
Will	Ryall		2005-06	2	0	1	0.00	1	2	0	23	
Danny	Ryan		1983-84	21	132	13	10.15	0	162	25	617	24.68
David	Ryan		1997-98	51	534	37	14.43	4	282	55	1016	18.47
Luke	Ryan		2000-01	12	75	9	8.33	2	79	18	273	15.17
Nick	Ryan		1977-78	6	39	6	6.50	0	0	0	0	
Robert	Ryan		1997-98	14	186	11	16.91	3	1	0	1	
Tim	Ryan		2009-10	18	110	16	6.88	2	80	16	366	22.88
Joe	Sabato		1981-82	3	4	2	2.00	1	0	0	0	
Ivan	Saddler		1996-97	21	340	17	20.00	3	196	32	586	18.31
John	Sadler		1999-00	14	206	11	18.73	0	0	0	0	
R.	Salatia		1989-90	2	26	2	13.00	1	0	0	0	
A.	Saliba		2000-01	1	0	1	0.00	1	5	1	27	27.00
Steve	Salkas		2010-11	2	11	2	5.50	0	8	2	16	8.00
J.	Salvo		1984-85	1	0	1	0.00	1	0	0	0	
Lucky	Samarasighe		2002-03	5	35	7	5.00	2	2	1	9	9.00
Dino	Sapuppo	(The Valve)	2003-04	88	716	59	12.14	16	387	60	1426	23.77
Rupoj	Sarbaswa		2007-08	7	3	3	1.00	1	15	1	92	92.00
Harvey	Saward		1991-92	15	458	14	32.71	0	32	4	169	42.25
Enzo	Scalzo		1987-88	9	121	8	15.13	0	0	0	0	
P.	Scardilli		1981-82	9	113	8	14.13	1	0	0	0	
Fabian	Scaunich		2005-06	3	5	1	5.00	1	12	2	71	35.50
Mark	Schuliga	(Shags)	1997-98	81	946	47	20.13	11	1011	150	2992	19.95
David	Schumann		2000-01	8	87	10	8.70	1	33	3	170	56.67
Bob	Sciacchitano	(Shicka)	1985-86	241	4463	218	20.47	19	834	144	3309	22.98
Cameron	Scott		2007-08	3	44	2	22.00	0	0	0	0	
Shane	Searle		1985-86	6	52	5	10.40	1	55	10	185	18.50
Robert	Semmens		1986-87	16	415	18	23.06	1	4	0	34	

All Time Statistics - to end season 2010/11

Name	Surname	Nickname	Debut	Games	Runs	Comp. Ins	Bat Ave	Ducks	Overs	Wkts	Runs Off	Bowl Ave
Geoff	Serong		1983-84	6	373	6	62.17	0	35	2	81	40.50
Imran	Shahid		2008-09	1	21	1	21.00	0	0	0	0	
D.	Shalders		1986-87	4	51	5	10.20	1	0	0	0	
Rajat	Sharma		2005-06	11	94	9	10.44	2	77	22	336	15.27
Rahul	Sharma	(Sunny)	2005-06	63	1649	56	29.45	7	257	54	967	17.91
Bernie	Sheldon			31	133	18	7.39	6	80	25	276	11.04
Wayne	Sheldon		1985-86	28	145	12	12.08	5	197	41	690	16.83
Peta	Shephard		2010-11	8	6	2	3.00	1	5	1	31	31.00
Darren	Sheppard			71	1131	72	15.71	10	23	3	123	41.00
Terry	Sheppard			29	245	17	14.41	2	206	32	641	20.03
Antony	Sherer	(Publican)	2007-08	46	294	25	11.76	8	452	65	1361	20.94
Jo	Sherer		2009-10	1	0	1	0.00	1	0	0	0	
Greg	Shultz		1984-85	41	576	33	17.45	3	7	2	29	14.50
Sam	Silvestro		1986-87	5	22	5	4.40	2	0	0	0	
Christopher	Sinclair		2002-03	16	123	12	10.25	4	65	12	391	32.58
Daniel	Siomos		1999-00	4	50	4	12.50	0	0	0	0	
Matt	Siomos		1998-99	23	473	22	21.50	0	1	0	6	
D.	Sirlakogou		1996-97	1	0	0	0.00	0	0	0	0	
Richard	Skipworth		1996-97	4	64	3	21.33	1	3	0	15	
B.	Slamin		1989-90	2	29	3	9.67	1	7	1	42	42.00
Darrin	Sleeth		1986-87	4	51	4	12.75	1	45	7	172	24.57
Andre	Smith		2010-11	1	5	1	5.00	0	6	3	14	4.67
B.	Smith		1981-82	2	4	1	4.00	0	0	0	0	
Geoff	Smith	(Jethro)	2001-02	79	729	53	13.75	10	905	130	2466	18.97
Peter	Smith	(Postcode)	1996-97	110	381	45	8.47	17	974	198	3272	16.53
R.	Smith		2001-02	4	82	4	20.50	0	3	2	14	7.00
Brad	Snell		2008-09	2	1	2	0.50	1	0	0	0	
Craig	Sonnberg		2008-09	10	109	5	21.80	2	59	10	263	26.30
Greg	Sorenson	(Storm)	2008-09	9	91	6	15.17	2	6	1	69	69.00
Julia	Spagna		2009-10	3	11	2	4.50	1	0	0	0	
Lisa	Spagna		2007-08	31	115	23	5.00	8	84	4	612	153.00
Mark	Spagna		2006-07	44	654	37	17.68	5	130	26	496	19.08
Subra	Sreenivasan		2008-09	16	89	13	6.85	3	7	2	61	30.50
Chris	Stafford		2005-06	37	485	22	22.05	4	517	72	1415	19.65
Maddie	Stafford		2007-08	18	25	14	1.79	8	56	2	399	199.50
Darren	Staggard		1986-87	4	3	3	1.00	1	6	0	25	
Shannon	Stevens		1990-91	21	204	15	13.60	1	139	20	676	33.80
David	Storey		1971-72	13	153	10	15.30	1	36	12	158	13.17
Mark	Storey		1992-93	1	0	0	0.00	0	0	0	0	
Ray	Storey	(Stores)	1971-72	185	4501	186	24.20	12	533	130	1801	13.85
Stewart	Storey		1991-92	60	871	45	19.36	13	108	15	489	32.60
Joel	Streete		2006-07	12	223	13	17.15	0	6	3	45	15.00
Theresia	Strobel		2009-10	4	4	3	1.33	1	0	0	0	
Sean	Stroud		1998-99	27	310	17	18.24	2	2	0	26	
Jim	Stuart			22	363	21	17.29	0	25	3	99	33.00
Grant	Stubbs		2008-09	1	0	0	0.00	0	1	1	15	15.00
Russell	Stubbs		2008-09	1	0	1	0.00	1	1	0	13	
Cameron	Sturrock		2007-08	6	6	3	2.00	1	28	4	131	32.75
Garry	Sturrock		2007-08	5	100	5	20.00	0	3	0	15	
Marc	Sumner		1981-82	1	0	0	0.00	0	3	1	24	24.00
Chris	Surace		2009-10	1	1	1	1.00	0	1	0	24	
Alan	Sutherland		1974-75	55	988	68	14.53	8	75	16	424	26.50
Chris	Sutherland		2008-09	4	92	2	46.00	0	25	6	115	19.17
Ian	Sutherland	(Sudsy)	1974-75	237	4904	233	21.05	27	71	20	409	20.45
S.	Sutton		1986-87	10	22	5	4.40	0	0	0	0	
Krishna	Swaminathan		2009-10	14	107	12	8.92	4	7	4	43	10.75
Paul	Sweet		2001-02	3	83	4	20.75	0	0	0	0	
Andrew	Syme		1979-80	8	43	6	7.17	0	81	14	286	20.43
Ron	Szulc		1986-87	11	53	9	5.89	2	29	5	138	27.60
Walid	Taha		2004-05	1	3	1	3.00	0	1	1	4	4.00
David	Talbot			104	978	87	11.24	13	38	9	163	18.11
John	Talone	(Odie)	1987-88	253	4140	231	17.92	25	78	12	416	34.67
Carolyn	Tan		2008-09	14	7	8	0.88	6	41	4	290	72.50
Belinda	Tankard		2007-08	21	49	11	4.45	5	18	0	191	
Kurtis	Tankard		2008-09	14	48	7	6.86	0	84	9	340	37.78
Sam	Tankard		1997-98	5	175	3	58.33	0	24	7	72	10.29
Michael	Tanner		2007-08	1	1	1	1.00	0	6	2	31	15.50
J.	Tarish		1986-87	2	1	1	1.00	0	0	0	0	
Bob	Tarrant			19	304	16	19.00	3	45	9	230	25.56
Stephen	Tassos		2009-10	19	99	19	5.21	5	9	1	53	53.00

All Time Statistics - to end season 2010/11

Name	Surname	Nickname	Debut	Games	Runs	Comp. Ins	Bat Ave	Ducks	Overs	Wkts	Runs Off	Bowl Ave
Ann	Tattersall		2010-11	6	11	4	2.75	1	0	0	0	
Sainath	Tavate		2009-10	6	9	3	3.00	1	9	5	25	5.00
David	Taylor		2002-03	15	133	16	8.31	2	42	4	250	62.50
Nicholas	Taylor		2008-09	29	56	14	4.00	6	19	2	153	76.50
Patrick	Taylor		2008-09	33	264	28	9.43	6	224	34	801	23.56
Rob	Taylor	(Rob De Ban)	1995-96	67	989	50	19.78	7	510	78	1818	23.31
Tom	Taylor		1995-96	35	521	32	16.28	3	127	13	607	46.69
Neil	Tee		2009-10	3	2	2	1.00	1	2	0	18	
N.	Tegovski		2001-02	1	6	1	6.00	0	0	0	0	
Mario	Tenace		1996-97	34	1062	21	50.57	2	205	36	1078	29.94
Adam	Tennenini		2004-06	15	163	13	12.54	2	5	2	64	32.00
Danny	Terzini	(Busy)	1991-92	213	3694	202	18.29	28	101	16	458	28.63
Alan	Thomas		2003-04	9	15	7	2.14	3	0	0	0	
Ben	Thomas		2003-04	90	1878	87	21.59	7	131	16	535	33.44
Matthew	Thomas	(Hollywood)	2001-02	100	2314	97	23.86	18	206	39	883	22.64
Chris	Thompson		1984-85	9	187	8	23.38	1	0	0	0	
Geoff	Thompson		1988-89	26	296	18	16.44	1	200	29	670	23.10
Perry	Thomson		2008-09	1	29	1	29.00	0	7	1	30	30.00
James	Thorncroft		2008-09	26	57	25	2.28	11	194	34	715	21.03
Victoria	Thorncroft		2007-08	39	51	23	2.22	14	27	2	252	126.00
Simon	Thornton		2009-10	21	9	4	2.25	3	209	39	587	15.05
David	Threfall		2003-04	1	4	2	2.00	0	1	0	14	
Maurice	Tobin		1985-86	2	58	3	19.33	1	13	0	49	
Daryl	Tormey		2007-08	1	0	0	0.00	0	0	0	0	
John	Tormey		1971-72	10	24	8	3.00	2	0	0	0	
Francis	Tran		2004-05	35	400	32	12.50	10	184	27	758	28.07
John	Tranevski		1986-87	4	154	4	38.50	0	26	6	115	19.17
Todd	Trimble		1998-99	8	97	6	16.17	1	122	29	319	11.00
Michael	Troost		2009-10	1	11	1	11.00	0	0	0	0	
Emma	Turton		2009-10	1	0	0	0.00	0	0	0	0	
Ashwin	Tyagi		2006-07	1	14	1	14.00	0	6	1	19	19.00
Mark	Tyrell		1995-96	5	7	3	2.33	1	6	3	31	10.33
Michael	Tyrell		1995-96	6	135	5	27.00	1	30	6	88	14.67
Ihtisham	Uddin		2010-11	6	92	5	18.40	1	61	14	139	9.93
Joseph	Van Loon		2005-06	39	566	33	17.20	4	211	42	821	19.55
G.	Vandonakker		2005-06	34	520	31	16.77	4	198	40	781	19.53
Beau	Velona		2007-08	43	136	31	4.39	10	144	18	768	42.67
Tony	Villani		2005-06	19	213	16	13.31	2	47	10	222	22.20
Heidi	Waddell		2009-10	3	0	1	0.00	1	3	0	21	
T.	Wade		1992-93	1	0	0	0.00	0	0	0	0	
Anthony	Wakeling		1987-88	30	259	18	14.39	3	412	54	1168	21.63
Chris	Wakeling		1989-90	20	174	15	11.60	2	212	32	644	20.13
Mark	Wakeling	(Wacka)	1984-85	168	3126	123	25.41	18	151	26	587	22.58
Adele	Walker		2007-08	13	18	9	2.00	7	5	0	41	
Andrew	Walker		1979-80	23	733	25	29.32	1	158	41	530	12.93
Andrew G.	Walker		2003-04	25	171	23	7.43	8	195	24	830	34.58
David	Walker		2000-01	10	72	10	7.20	2	31	5	150	30.00
Graeme	Walker	(Charlie)	2002-03	66	112	30	3.73	12	21	5	136	27.20
Greg	Walker			23	299	19	15.74	4	7	0	23	
Guy	Walker		2007-08	1	12	1	12.00	0	5	4	33	8.25
K.	Walker		1986-87	16	281	13	21.62	4	0	0	0	
Murray	Walker	(Muzza)	2000-01	83	826	55	15.02	1	574	104	2075	19.95
Nigel	Walker		2001-02	69	341	45	7.58	10	333	66	1320	20.00
J.	Walsh		1981-82	3	13	2	6.50	0	8	2	45	22.50
Andrew	Walsham		2005-06	4	25	3	8.33	0	0	0	0	
B.	Walter		1996-97	2	2	2	1.00	1	5	1	27	27.00
Dale	Ward		1984-85	12	580	13	44.62	1	131	19	404	21.26
Diane	Ward		2009-10	13	31	9	3.44	5	25	0	191	
Stephen	Ward		2010-11	11	141	10	14.10	3	39	10	165	16.50
Tom	Ward			27	170	23	7.39	4	9	2	36	18.00
Colin	Watson		2010-11	1	7	1	7.00	0	4	1	36	36.00
S.	Watt		1985-86	4	152	5	30.40	0	85	15	170	11.33
J.	Watts		1996-97	1	6	1	6.00	0	3	2	17	8.50
Peter	Waudby		1989-90	5	73	5	14.60	0	0	0	0	
Kevin	Webb		1989-90	19	310	17	18.24	1	56	9	248	27.56
Heath	Webb-Johnson (Frodo)		2006-07	33	670	32	20.94	1	16	5	62	12.40
Lucky	Welivitiya		2003-04	1	0	1	0.00	1	2	0	14	
Sam	Wellard		2001-02	39	90	19	4.74	0	495	66	1368	20.73
Shane	Westlow	(Westy)	1986-87	86	209	35	5.97	9	919	144	2429	16.87
Nicholas	Whalley		2009-10	3	13	3	4.33	1	8	3	50	16.67

All Time Statistics - to end season 2010/11

Name	Surname	Nickname	Debut	Games	Runs	Comp. Ins	Bat Ave	Ducks	Overs	Wkts	Runs Off	Bowl Ave
Peter	Whebell		2010-11	6	43	6	7.17	1	4	2	11	5.50
Troy	Whillance		1992-93	2	21	1	21.00	0	7	3	40	13.33
M.	White		1984-85	3	0	1	0.00	1	1	0	5	
Radford	White		1983-84	5	36	4	9.00	0	19	9	50	5.56
T.	Whitfield		1997-98	3	18	1	18.00	0	13	1	77	77.00
Mark	Whiting		1975-76	12	53	11	4.82	4	7	1	21	21.00
A.	Whitton		1998-99	1	4	1	4.00	0	0	0	0	
Hugh	Wignall		2001-02	2	4	2	2.00	1	16	2	68	34.00
Casey	Wilcock		2008-09	7	4	2	2.00	0	5	1	51	51.00
Joel	Wilford		2010-11	13	262	14	18.71	2	18	7	78	11.14
Justin	Willee		1991-92	72	1008	52	19.38	8	20	3	118	39.33
Glen	Willett		1995-96	26	562	27	20.81	1	175	27	677	25.07
C.	Williams		1998-99	1	2	1	2.00	0	3	0	10	
M.	Williams		2002-03	1	19	1	19.00	0	0	0	0	
Shane	Williams		1990-91	88	2213	80	27.66	3	16	3	56	18.67
David	Williamson		1986-87	10	168	7	24.00	0	98	18	361	20.06
Paul	Williamson		1987-88	14	191	10	19.10	0	98	25	359	14.36
Bill	Wilson		2006-07	7	21	6	3.50	1	4	2	31	15.50
Dave	Wilson		2008-09	2	12	1	12.00	0	8	0	46	
Jon	Wilson		1987-88	3	81	3	27.00	0	32	10	139	13.90
Ken	Wilson		1973-74	8	144	10	14.40	2	0	0	0	
Ned	Wilson		2006-07	7	62	7	8.86	2	15	3	110	36.67
Neil	Wilson		2004-05	5	16	4	4.00	0	2	0	35	
Sally	Wilson		2007-08	27	79	24	3.29	10	72	6	489	81.50
Tom	Wilson		2006-07	2	26	1	26.00	0	10	3	28	9.33
Paul	Wood			94	1244	86	14.47	9	12	4	38	9.50
Chris	Wright		2000-01	13	299	17	17.59	1	13	1	32	32.00
Ewin	Wright		1977-78	11	219	14	15.64	1	3	0	18	
Norm	Wright	(Tong)	2007-08	42	501	25	20.04	1	371	54	1136	21.04
Peter	Wright		2007-08	15	198	9	22.00	0	79	14	184	13.14
W.	Wrigley		1987-88	3	5	2	2.50	0	5	1	22	22.00
Dario	Zaccari		2006-07	6	19	4	4.75	2	4	0	34	
Stefano	Zaccari		2007-08	4	2	2	1.00	0	0	0	0	
Paul	Zarro		1996-97	3	55	3	18.33	1	19	2	83	41.50

A total of 943 players have played senior cricket with the Moonee Valley Cricket Club.

Season Review 2010/11 (continued from Page 66)

The Seconds had their watershed game in Round 8. Joel Wilford scored 148 on the back of a powerful performance from Joel Wilford with 102, but we were four runs short of the win. It cost us a spot in the finals.

The Thirds, under George Pearson, had a blend of youth and experience, with seasoned campaigners Darren Nagle, Ian Denny, Mark Cini and Peter Golding providing the experience.

They lost just two games for the season before the finals, and came up just short in the semi final.

Our Fourths squad, who started off as our Eighths in 2006/07, have been together largely intact for five seasons. The bowling was as strong as ever in 2010/11 but our batting tapered off – particularly the partnerships.

As a result, Brett Curran's team missed the finals for the first time in five years – although it came down to the wire, hingeing on the last round of the season. The winner between Moonee Valley and Taylors Lakes would go through to the finals. Unfortunately we fell short.

The Fifts was another team with plenty of youth, well led by George Loh and Dino Sapuppo. They had some big wins and were cemented in the finals even before the last round.

The Fifts were on target for a crushing win in the semi final before rain intervened. Despite the best efforts by 20 and more players and supporters to firstly lay down the covers and then sop up the water from the adjoining centre wicket block, the match was abandoned.

*Continued Page 85

All-Time Batting Average - Min. 300 Runs

Name	Surname	Games	Runs	Comp. Inns	Bat Ave
1 Peter	Brear	5	396	5	79.20
Geoff	Serong	6	373	6	62.17
Neil	Henderson	21	1365	25	54.60
Mario	Tenace	34	1062	21	50.57
Rob	Lamberti	53	1818	39	46.62
Glen	Courts	43	1832	40	45.80
Ian	Denny	283	10434	232	44.97
Dale	Ward	12	580	13	44.62
Ross	Larobina	24	586	14	41.86
10 Ian	Broadbent	19	667	16	41.69
Arosha	Perera	65	2566	62	41.39
Allan	Burke	20	559	14	39.93
David	Jolley	50	1546	40	38.65
Warwick	Nolan	225	6194	165	37.54
Vikash	Chand	10	361	10	36.10
Sean	O'Kane	47	1313	37	35.49
Dean	Lawson	54	1760	50	35.20
Laurie	Mayne	161	4383	128	34.24
David	Callendar	11	301	9	33.44
20 Darren	Caton	20	629	19	33.11
Joe	Berto	13	428	13	32.92
Harvey	Saward	15	458	14	32.71
Amit	Chaudhary	47	959	30	31.97
Marty	Luvara	37	886	28	31.64
Bill	Nagel	141	3885	123	31.59
Chris	Rowe	11	347	11	31.55
George	Pearson	19	558	18	31.00
Pat	Felmingham	52	1558	51	30.55
Fred	Phillips	69	1629	54	30.17
30 Mark	McDougall	14	331	11	30.09
Jamie	Howard	40	1049	35	29.97
Bill	Loughron	71	1819	61	29.82
Rajan	Aiyappan	53	1490	50	29.80
Lou	Raffaele	50	1390	47	29.57
Rahul	Sharma	63	1649	56	29.45
Greg	Peters	220	4725	161	29.35
Andrew	Walker	23	733	25	29.32
Michael	Harvey	246	7104	244	29.11
Michael	Caccamo	27	640	22	29.09
40 Craig	Brown	24	538	19	28.32
Damien	Bilsborow	24	668	24	27.83
Adam	Chapple	24	555	20	27.75
Shane	Williams	88	2213	80	27.66
Danny	Fitzpatrick	134	3207	116	27.65
Gary	Dudderidge	41	1101	40	27.53
Jamie	Holt	23	601	22	27.32
David	Hutchison	28	737	27	27.30
Garry	Campbell	28	595	22	27.05
Samantha	Marr	26	593	22	26.95
50 Adrian	Luvara	30	318	12	26.50
Robert	Ball	35	470	18	26.11
Sandro	Capocchi	264	6437	247	26.06
Shane	Golds	105	2172	85	25.55
Dushan	Raveendrakumar	15	356	14	25.43
Mark	Wakeling	168	3126	123	25.41
Rod	McLeod	140	3471	137	25.34
Sharafat	Ali	18	401	16	25.06
Sam	Coventry-Poole	47	950	38	25.00
Matt	Gauci	113	2443	98	24.93
60 Charlie	Gila	28	572	23	24.87
Steve	Marshall	162	2998	121	24.78
Ian	Potter	51	993	41	24.22
Mark	Gauci	159	3657	151	24.22

All-Time Bowling Average - Min.30 Wickets

	Name	Surname	Games	Overs	Wkts	Runs	Bowl Ave
1	Ian	Palmer	10	92	30	258	8.60
	Neil	Henderson	21	255	83	918	11.06
	Kane	Harding	23	363	73	938	12.85
	Andrew	Walker	23	158	41	530	12.93
	Peter	O'Kane	17	156	34	442	13.00
	Rex	Bennett	35	299	55	726	13.20
	Dean	Lawson	54	93	30	396	13.20
	Amit	Chaudhary	47	361	78	1050	13.46
	Ray	Storey	185	533	130	1801	13.85
10	Steve	Allan	43	552	111	1573	14.17
	Jude	Perera	38	482	85	1205	14.18
	Robert	Corollo	76	660	143	2065	14.44
	David	Caccamo	13	179	31	449	14.48
	Sam	O'Brien	51	287	67	987	14.73
	Rajan	Aiyappan	53	590	112	1659	14.81
	Marty	Egan	92	1013	176	2621	14.89
	Simon	Thornton	21	209	39	587	15.05
	Richard	Reddish	44	140	37	562	15.19
	Dean	Jukic	141	606	133	2035	15.30
20	Terry	Nagle	143	1782	319	5023	15.75
	Terry	Michail	78	674	164	2616	15.95
	Brett	Fletcher	23	248	38	607	15.97
	Eddie	Nott	101	658	114	1824	16.00
	Sean	O'Kane	47	103	30	480	16.00
	Darren	Nagle	298	2521	405	6483	16.01
	Tony	Coco	61	205	68	1094	16.09
	Brian	Hallett	60	373	62	1006	16.23
	Joe	Bonfa	140	1409	243	3954	16.27
	John	Bentivoglio	87	171	44	718	16.32
30	George	Loh	36	271	56	921	16.44
	Ian	Denny	283	3695	604	9977	16.52
	Peter	Smith	110	974	198	3272	16.53
	Tom	Neville	60	623	105	1759	16.75
	Wayne	Sheldon	28	197	41	690	16.83
	Shane	Westlow	86	919	144	2429	16.87
	Corey	Davidson	63	558	109	1844	16.92
	Danny	Fitzpatrick	134	1282	210	3558	16.94
	Bill	Nagel	141	1512	282	4813	17.07
	Jim	Polonidis	200	1465	230	3936	17.11
40	Frank	Caruso	53	412	76	1301	17.12
	Russell	Doyle	44	203	37	640	17.30
	Colin	Netherclift	64	694	201	3523	17.53
	Ken	McLeod	70	370	92	1613	17.53
	Peter	Ornsby	35	273	38	669	17.61
	Scott	McLeod	75	655	105	1861	17.72
	John	O'Brien	50	381	78	1386	17.77
	Tony	Gifa	35	291	54	966	17.89
	Rahul	Sharma	63	257	54	967	17.91
	Peter	McGuirk	49	177	54	969	17.94
50	Doug	McLaggan	69	748	122	2217	18.17
	Darryl	Elliott	141	1192	191	3476	18.20
	Ivan	Saddler	21	196	32	586	18.31
	Matt	Gauci	113	419	63	1157	18.37
	Steven	Ball	104	566	119	2198	18.47
	David	Ryan	51	282	55	1016	18.47
	Gary	Irons	227	2777	427	7943	18.60
	Iraklis	Kolokithas	38	341	62	1154	18.61
	Peter	Gardiner	244	1863	323	6020	18.64
	Bede	Gannon	65	551	107	1996	18.65
60	Jim	McKenzie	219	2201	350	6544	18.70
	Mark	Gauci	159	621	109	2046	18.77
	Brian	Rennex	29	185	36	677	18.81
	Geoff	Smith	79	905	130	2466	18.97
	Evan	Blythe	63	773	129	2450	18.99

Senior/Junior Combined Statistics 1996-2011

To qualify: Minimum 4 games in both juniors and seniors

<u>Name</u>	<u>Games</u>	<u>Runs</u>	<u>Comp</u>	<u>Ave</u>	<u>Overs</u>	<u>Wkts</u>	<u>Runs</u>	<u>Average</u>	<u>Career</u>
Ahmed, Ali	17	49	13	3.77	65.0	11	317	28.81	2007-09
Ahmed, Jordan	19	99	15	6.60	90.0	15	443	29.53	2007-09
Anticevic, Jesse	29	127	10	12.70	55.0	17	250	14.70	1998-08
Ayers, Daniel	98	501	75	6.68	276.1	54	1052	19.48	1996-
Ball, Robbie	145	1820	59	30.85	295.4	83	1058	12.74	2001-
Bannister, Mick	55	568	37	15.35	65.4	10	338	33.80	2005-
Bell, Lachlan	20	187	16	11.69	101.0	15	324	21.60	2005-10
Bonfa, Frank	132	752	78	9.64	256.1	44	1238	28.13	2000-
Bonfa, Steven	109	1608	116	13.86	446.5	93	1890	20.32	2000-
Borrell, Alexei	72	636	50	12.72	257.0	54	943	17.46	2001-07
Brelis, Benjamin	61	313	47	6.66	135	23	664	28.9	2005-
Brelis, Nicholas	80	527	50	10.54	220.0	49	886	18.08	2005-
Brown, Liam	84	800	76	10.53	105.0	25	336	13.44	1999-06
Buddhadasa, Lalith	52	682	41	16.63	321.3	52	1061	20.40	2007-
Carroll, Joe	31	689	32	21.53	20.0	2	111	55.50	2006-
Cheigoy, Matthew	96	836	88	9.50	289.5	52	1138	21.88	1999-08
Chiera, Peter	136	2019	58	34.81	454.2	128	1675	13.08	2002-10
Chopra, Vishal	17	62	14	4.43	16.0	2	93	46.50	2010-
Clarke, Ethan	102	834	50	16.68	271.0	55	930	16.90	2000-09
Clarke, Jackson	69	159	55	2.89	127.0	28	778	27.78	2000-
Clarke, James	101	554	74	7.49	212.3	47	1147	24.40	1996-09
Costigan, Joel	49	120	39	3.08	90.2	17	467	27.47	2003-05
Coote, Alex	136	939	97	9.68	351.2	78	1499	19.21	2003-
Coote, Benjamin	97	723	60	12.05	531.5	88	1486	16.88	2003-10
Coventry-Poole, Liam	68	297	32	9.28	141.2	29	687	23.68	1997-07
Coventry-Poole, Sam	152	2049	76	26.96	292.2	66	1132	17.15	2000-
De Niese, Jacinta	61	672	36	18.67	82.0	18	339	18.8	2006-
De Niese, Jacob	53	466	42	11.10	84	12	506	42.16	2006-
Dolezal-May, Jason	78	436	45	9.69	126.5	28	423	15.10	2003-10
Dowd, Brendan	62	600	48	12.50	191.0	24	807	33.62	2005-
Esmore, Matthew	55	299	29	10.31	139.0	35	549	15.68	2007-
Felle, Jesse	124	1717	106	16.20	1007.4	189	3171	16.77	1998-
Fenaughty, Eamonn	105	570	64	8.91	291.2	80	991	12.38	2003-10
Fenaughty, Seamus	47	267	50	5.34	122.5	27	474	17.55	2000-
Ferrier, Jacob	60	557	60	9.28	126.0	28	543	19.39	2001-06
Fisher, Tim	160	641	101	6.35	950.5	131	3353	25.59	1996-
Frangoulis, Peter	17	70	12	5.83	37.0	4	189	47.25	2001-07
Frenette, Shane	88	1038	84	12.36	132.1	27	585	21.66	1996-09
Gannon, Bede	106	1072	76	14.11	742.5	164	2516	15.34	2003-
Gorham, Daniel	73	274	34	8.06	169.1	35	752	21.48	2005-
Greenfield, Ewan	21	233	12	19.42	133.0	21	429	20.42	2006-08
Harry, Ashley	72	682	41	16.63	209.0	45	689	15.31	2005-
Hobbs, Seamus	68	712	42	16.95	135.2	38	534	14.05	2003-
Intagliata, Tanya	169	772	102	7.57	441.0	60	2184	36.40	2000-
Johnston, James	123	1084	65	16.68	324.5	54	1242	23.00	2000-09
Kenny-Jones, Kam	55	494	46	10.74	210.0	55	728	13.23	2006-
King, Tom	174	2945	148	19.90	812.1	153	2836	18.53	1996-
Kolokithas, Iraklis	117	1155	71	16.27	667.2	144	2042	14.18	1999-10
Koulouris, Nathan	50	149	26	5.73	127.2	32	436	13.62	2007-10
Kritharidis, Nick	46	863	38	22.71	317.0	38	834	21.94	2001-
Lai, William	75	843	74	11.39	119.5	28	621	22.17	2000-
Launer, James	31	236	24	9.83	96	8	422	52.75	2007-

Senior/Junior Combined Statistics 1996-2011

To qualify: Minimum 4 games in both juniors and seniors

<u>Name</u>	<u>Games</u>	<u>Runs</u>	<u>Comp</u>	<u>Ave</u>	<u>Overs</u>	<u>Wkts</u>	<u>Runs</u>	<u>Average</u>	<u>Career</u>
Lawson, Brooke	29	178	9	19.78	53.0	8	293	36.62	2008-
Legato, Peter	130	485	81	5.99	183.2	47	811	17.25	2000-
Lewis, Jeff	103	527	68	7.75	377.0	98	1307	13.33	1996-
Lumsden, Jacob	60	518	44	11.77	167.0	37	708	19.13	2002-
Lumsden, Justin	64	338	45	7.51	188.4	35	818	23.37	2002-
Madigan, Julian	85	1581	72	21.96	137.5	38	570	15.00	1997-09
Maginness, Joshua	138	1858	90	20.64	299.0	71	1153	16.23	1997-
Malcolm, Patrick	49	373	39	9.56	414.2	75	1505	20.06	1997-04
Malcolm, Rhys	17	241	12	20.08	110.0	13	374	28.76	2000-04
Malone, Luke	110	1158	46	25.13	425.4	99	1539	15.54	2004-
Mangan, Daniel	23	273	13	21.00	130.3	33	444	13.45	1997-00
Marinelli, Luke	76	1148	53	21.66	74.0	17	319	18.76	2006-
Marinelli, Michael	50	457	39	11.72	117.2	15	463	30.86	2006-
Martiniello, Benn	101	1005	62	16.21	332.2	54	1281	23.72	2004-
McHutchison, Aaron	48	222	29	7.66	107.4	19	360	18.94	1996-05
Memery, Thomas	105	1342	66	20.33	157.4	36	614	17.05	2004-
Milne, Alan	36	75	20	3.75	118.0	26	567	21.80	2006-
Nankivell-Sandor, Jesse	109	902	86	10.49	667.2	110	2737	24.88	2001-
O'Brien, John	111	1152	80	14.40	554.4	139	1910	13.74	2001-
O'Brien, Reilly	101	869	59	14.73	367.4	68	1274	18.73	2003-
O'Brien, Sam	160	1764	75	23.52	648.1	175	1983	11.33	2001-
O'Haire, Chris	88	392	64	6.13	222.3	32	976	30.50	1999-
O'Haire, Michael	30	176	24	7.33	158.0	26	646	24.84	1999-08
O'Meara, Mitchell	35	447	24	18.63	17.2	4	103	25.75	2006-
Panousieris, Andreas	80	414	50	8.28	266.0	77	977	12.68	2004-
Perussich, Lachlan	59	462	42	11.00	154.0	32	504	15.75	2006-
Radford, Amelia	77	857	44	19.48	202.0	46	670	14.56	2005-
Rawlinson, James	112	1231	73	16.86	214.1	43	740	17.20	1998-
Reitano, Frankie	82	1149	56	20.52	357.3	64	1029	16.07	2002-
Reitano, Joe	73	1229	49	25.08	399.4	99	1147	11.58	1996-07
Royle, David	60	319	26	12.27	176.0	39	615	15.76	2005-
Ryan, Luke	59	880	43	20.47	275.5	60	862	14.36	1996-05
Ryan, Robert	80	1314	59	22.27	110.0	17	365	21.47	1996-05
Ryan, Tim	82	641	60	10.68	287.0	42	1175	27.97	2005-
Sarbaswa, Rupoj	33	135	24	5.63	118.2	31	577	18.61	2007-
Schumann, David	15	166	17	9.76	62.0	4	285	71.25	2000-03
Spagna, Lisa	45	460	23	20.00	102.0	30	621	20.70	2002-
Spagna, Mark	127	1862	86	21.65	439.1	90	1533	17.03	2003-
Stafford, Chris	131	1798	79	22.76	843.4	183	2302	12.57	1998-
Stafford, Madeline	31	125	17	7.35	78.0	8	495	61.87	2006-
Streete, Joel	21	396	19	20.84	32.0	8	156	19.50	2003-
Sturrock, Cameron	27	45	10	4.50	126.0	25	450	18.00	2006-09
Tankard, Kurtis	115	525	57	9.21	443.0	91	1488	16.35	2003-
Thomas, Matthew	153	3480	134	25.97	461.3	107	1615	15.09	1997-
Thorneycroft, James	42	74	34	2.21	219.0	45	837	18.60	2007-
Tran, Francis	47	402	38	10.58	266.4	39	1021	26.17	2002-
Van Loon, Joe	112	1415	90	15.72	436.5	102	1521	14.91	2001-
Velona, Beau	58	164	40	4.10	177.0	22	894	40.63	2007-
Walker, Murray	146	1202	88	13.66	827.0	161	2851	17.70	1996-
Walker, Nigel	152	594	106	5.60	588.0	125	2130	17.04	1996-
Wellard, Sam	104	738	71	10.39	913.3	152	2571	16.91	1997-08
Wilson, Ned	60	549	33	16.64	130.3	37	582	15.72	2001-08

Senior/Junior Combined Statistics 1996-2011

To qualify: Minimum 4 games in both juniors and seniors

<u>Name</u>	<u>Games</u>	<u>Runs</u>	<u>Comp</u>	<u>Ave</u>	<u>Overs</u>	<u>Wkts</u>	<u>Runs</u>	<u>Average</u>	<u>Career</u>
Wright, Peter	65	1380	31	44.52	274.2	61	569	9.32	2007-
Zaccari, Dario	14	21	7	3.00	7.0	2	43	21.50	2006-
Zaccari, Stefano	23	23	13	1.77	17.0	5	112	22.40	2005-08

Season Review 2010/11 (continued from Page 80)

As St Andrews had finished higher on the ladder, the draw was no good for us, even though it was a moral victory. St Andrews sent through.

Danny Terzini's Sixths started the season in a blaze, continued through the early rounds at or near the top of the ladder, but tapered off after the Christmas break with some brittle batting performances.

Again their season hinged on the final round. Despite some solid batting from John Talone, Mick Cumbo and Dan Terzini to back up Pat Taylor's five-wicket haul, we were beaten. When other results didn't go our way, we slipped out of the four.

The Sevenths had a tough season, and a revolving list of personnel through the rounds didn't help. Neither did five washouts.

A good Round 7 win over Haig Fawcner on the back of John Brelis' five wickets, followed the next week by a forfeit win over Maribymong Park briefly pushed our stocks up, but we weren't able to sustain the run.

Allan Cumming's Eighths had plenty of youth to work with, and the development of some of the young players wasn't necessarily reflected in the scorebook.

We had good wins in Rounds 9, 10, and 15, and along the way discovered a promising young bowler in Tim Ryan and an excellent all-rounder in Jamie Herring.


The Nincths chalked up a couple of early wins when higher-grade players were available due to washouts. We had some other close games and were a competitive outfit on the field, but fell just short on a number of occasions.

We then posted a competitive score in the quarter final, but it was run down late in the game.

The Women under Clare Ardern didn't record any wins for the season, but also came close on occasions.

#


2010/11	2009/10	2008/09	2007/08	2006/07
Dean Lawson	Dave Hutchison	Raj Aiyappan	Sean O'Kane	Darren Nagle
Rahul Sharma	George Pearson	Dean Lawson	Sandro Capocchi (vc)	Rahul Sharma (c)
Matt Thomas	Arosha Perera	Arosha Perera	Dean Lawson	Simon Payton
Dean Jukic	Lou Raffaele (c)	Pat Felmingham	Arosha Perera (c)	Raj Aiyappan
Ian Denny	Raj Aiyappan	Matt Thomas (vc)	Ian Denny	Ian Denny
Mark Gauci (c)	Darren Nagle (vc)	Sean O'Kane	Sam O'Brien	Dean Lawson
Amit Chaudhary (vc)	Geoff McKeown (w)	Geoff McKeown (w)	Steven Ball	Domenic Chiera
Channa DeSilva (w)	Bede Gannon	Daniel Phillips (c)	Peter Golding (w)	Jesse Felle
Tim Fisher	George Loh	Kane Harding	Paul Nicol	Danny Terzini (w)
Peter Smith	Kane Harding	John O'Brien	Antony Sherer	Iraklis Kolokithas
Pat Taylor	Evan Blythe	Evan Blythe	Peter Smith	Dino Sapuppo (vc)
Peter Wright (12th)	Rahul Sharma (12th)	Bede Gannon (12th)	Robbie Ball (12th)	Evan Blythe (12th)



Most Valuable Player Award

	2009/10	2010/11
First Eleven	Amit Chaudhary	Chris Stafford
Second Eleven	*Evan Blythe/Lou Raffaele/Simon Thornton	Simon Thornton
Third Eleven	*Mark Cini/George Loh *George Pearson/Sam O'Brien	Darren Nagle
Fourth Eleven	Steven Ball	Dean Lawson
Fifth Eleven	Peter Smith	Dean Jukic
Sixth Eleven	James Thorneycroft	Pat Taylor
Seventh Eleven	Rahul Sharma	John Brelis
Eighth Eleven	-	Tim Ryan
Ninth Eleven	Pat Russell	Sunny Sharma
Tenth Eleven	Glenn Perussich	-
Women's 1st Eleven	Tien Ha	Tracy Armstrong
Women's 2nd Eleven	Sam Marr	-

* Tie



DORR
PAPER & FOOD SUPPLIES

